

# Reading and Phonetics: Articulation

LEVEL 3: Multisyllabic Words

A reading and spelling program for  
multilingual and multi-abled learners

Cheri Montgomery

Copyright © 2026 Cheri A. Montgomery

ALL RIGHTS RESERVED. This book, or parts thereof, may not be reproduced in any form by any means without the written permission of the publisher. The scanning, uploading, photocopying and distribution of this book via the internet or by any other means is illegal and punishable by law. Your support of the author's rights is appreciated.

Copies of this book may be ordered by contacting:



S.T.M. Publishers  
P.O. Box 111485  
Nashville, TN 37222  
Tel: (615) 831-9859  
Email: [info@studenttextmfg.com](mailto:info@studenttextmfg.com)  
Website: [www.stmpublishers.com/teamphonetics](http://www.stmpublishers.com/teamphonetics)



Reading and Phonetics: Articulation, Level 3, Teacher's Manual, ISBN 979-8-950135-16-3

Resources from S.T.M. Publishers:

ISBN (spiral bound) 978-1-7352114-5-9	A Handwriting Picture Workbook	Preparatory Workbook
ISBN (spiral bound) 979-8-950135-00-2 ISBN (spiral bound) 979-8-950135-01-9 ISBN (spiral bound) 979-8-950135-02-6 ISBN (spiral bound) 979-8-9898107-7-2 ISBN (spiral bound) 979-8-950135-03-3 ISBN (spiral bound) 979-8-950135-04-0 ISBN (spiral bound) 979-8-9898107-8-9	Tactile Alphabet: Visual Version ELL: Student Manual ELL: Teacher's Manual Articulation: Student Manual Articulation: Teacher's Manual Manual Alphabet: Student Manual Manual Alphabet: Teacher's Manual	Reading and Phonetics, Level 1
ISBN 979-8-9878102-1-7 (spiral bound) ISBN 979-8-9878102-2-4 (spiral bound)	Tactile Textbook for use with level 1 Tactile Workbook for use with level 1	Reading, Phonics, and Braille
ISBN (spiral bound) 979-8-950135-05-7 ISBN (spiral bound) 979-8-950135-06-4 ISBN (spiral bound) 979-8-950135-07-1 ISBN (spiral bound) 979-8-950135-08-8 ISBN (spiral bound) 979-8-950135-09-5 ISBN (spiral bound) 979-8-950135-10-1 ISBN (spiral bound) 979-8-950135-11-8	Tactile Alphabet: Visual Version ELL: Student Manual ELL: Teacher's Manual Articulation: Student Manual Articulation: Teacher's Manual Manual Alphabet: Student Manual Manual Alphabet: Teacher's Manual	Reading and Phonetics, Level 2
ISBN (spiral bound) 979-8-950135-12-5 ISBN (spiral bound) 979-8-950135-13-2 ISBN (spiral bound) 979-8-950135-14-9 ISBN (spiral bound) 979-8-950135-15-6 ISBN (spiral bound) 979-8-950135-16-3 ISBN (spiral bound) 979-8-950135-17-0 ISBN (spiral bound) 979-8-950135-18-7	Tactile Alphabet: Visual Version ELL: Student Manual ELL: Teacher's Manual Articulation: Student Manual Articulation: Teacher's Manual Manual Alphabet: Student Manual Manual Alphabet: Teacher's Manual	Reading and Phonetics, Level 3

Other titles available from S.T.M. Publishers:

Advanced French Lyric Diction Workbook; English Lyric Diction Workbook, 4<sup>th</sup> edition; French Lyric Diction Workbook, 4<sup>th</sup> edition; German Lyric Diction Workbook, 5<sup>th</sup> edition; Italian Lyric Diction Workbook, 3<sup>rd</sup> edition; Latin Lyric Diction Workbook; Russian Lyric Diction Workbook; Spanish Lyric Diction Workbook; A Sketchbook Atlas of the Vocal Tract, 3<sup>rd</sup> edition; IPA Handbook for Singers, 2<sup>nd</sup> edition; Phonetic Readings for Lyric Diction, 4<sup>th</sup> edition; Phonetic Transcription for Lyric Diction; Singer's Diction; The Singer's Daily Practice Journal, volume I, volume II, and volume III

Technical Support: Verlan Kliewer

## PREFACE

*Reading and Phonetics: Articulation* is the speech-support version of a reading and spelling program. Level 1 introduces the spellings and sounds of single-syllable words. Level 2 expands the vocabulary of single-syllable words, includes words with diphthongs, and provides additional opportunities for transcription.

This text represents level 3 in the series. It extends instruction to include multisyllabic words—an area that often challenges learners who are new to reading, spelling, or English. English unstressed vowel sounds are often reduced or weakened, making them difficult to identify phonetically. Phoneticians transcribe these vowels with a schwa. The schwa has multiple pronunciations. This text is unique in that it defines vowel sounds in unstressed syllables rather than defaulting to the schwa.

Individual learning needs are supported through four parallel workbooks designed for students, parents, and teachers who are new to:

- braille
- manual signing and lipreading
- English language learning
- articulatory phonetics

The articulatory phonetics version contains images of vowel and consonant formations. The manual signing version contains images of each hand sign. The tactile version consists of a visualized text for sighted parents and teachers and a digital text for use with a refreshable braille display. The ELL version contains rules written in formulas with concepts communicated using images. Images are also used to define words in the group exercises and homework assignments.

The resources needed to establish rules and create exercises originated from research developed for the publication of the *Lyric Diction Workbook Series* and the *IPA Scramble* game app by Cheri Montgomery. Computer search functions and her database of more than 87,000 English words were used to organize the spellings of the English language. Words from the database were arranged

in order of frequency of occurrence. The words were placed in a graded order and categorized according to the sounds of the English language as defined by the International Phonetic Alphabet (IPA). A simplified version of the IPA was created for this series. A conversion chart is located on the following page.

This text follows the Moore teaching model. The Moore Method is an interactive approach to instruction designed by Robert Lee Moore, a famous topologist who first used the method at the University of Pennsylvania in 1911. His methodology engages students in the learning process by giving each class member the opportunity to present homework assignments.

Class meetings follow a daily routine. Class begins with each student presenting homework that corresponds with their assigned number(s). Students' written work can be shared using a document camera. The teacher introduces new material in a brief lecture and leads the class in a written and spoken (or sung) group exercise.

Flip this process to double the activities: pass out dry erase boards with markers numbered 1-12. Have each student complete the word list associated with their marker number. Ask students to read and spell the transcriptions. This converts the phonetic exercise into an English reading and spelling exercise.

Grading is simple. Each student begins with a 100 average. Five points would be deducted each time a student fails to present their homework. One or two extra credit opportunities could be offered throughout the grading period so that students could redeem points.

*Reading and Phonetics* was created to simplify English language learning and make it accessible to students with diverse learning needs. Grading is simplified as well. The recognition of English spellings with accurate pronunciation is assessed through in-class presentations.

Phonetic Conversion Chart								
IPA	Simplified	Example	IPA	Simplified	Example	IPA	Simplified	Example
[æ]	[a]	h <u>at</u>	[k <sup>h</sup> ]	[k]	c <u>ake</u>	[θ]	[th]	th <u>ing</u>
[ɑ]	[A]	f <u>at</u> her	[l̥]	[l]	l <u>itt</u> le	[ð]	[Th]	th <u>is</u>
[b <sup>h</sup> ]	[b]	b <u>ab</u> y	[m]	[m]	m <u>em</u> e	[u]	[u]	m <u>oo</u> n
[tʃ]	[tS]	ch <u>air</u>	[n]	[n]	n <u>ot</u> e	[ʊ]	[U]	b <u>oo</u> k
[d <sup>h</sup> ]	[d]	d <u>an</u> ce	[ŋ]	[N]	s <u>in</u> g	[ʌ]	[x]	u <u>p</u>
[ɛ]	[E]	b <u>ed</u>	[ɔ]	[O]	ou <u>gh</u> t	[v]	[v]	v <u>as</u> e
[f]	[f]	f <u>ig</u>	[p <sup>h</sup> ]	[p]	p <u>in</u>	[w]	[w]	w <u>in</u>
[g <sup>h</sup> ]	[g]	g <u>oo</u> d	[ɹ]	[r]	r <u>in</u> g	[j]	[j]	y <u>e</u> s
[h]	[h]	h <u>ea</u> rt	[ɜ]	[R]	e <u>ar</u> th	[z]	[z]	z <u>oo</u>
[i]	[i]	s <u>ea</u> t	[s]	[s]	c <u>ea</u> se	[ʒ]	[Z]	be <u>ig</u> e
[ɪ]	[I]	f <u>it</u>	[ʃ]	[S]	sh <u>ir</u> t	stress: [']	[']	be'lieve
[dʒ]	[dZ]	jud <u>g</u> e	[t <sup>h</sup> ]	[t]	t <u>im</u> e	glottal: [ʔ]	[ʔ]	I, ever

# TABLE OF CONTENTS

<u>Unit</u>	<u>Topic</u>	<u>Section</u>	<u>Page</u>
Introduction		Instructional tools	2
		Pronunciation guide	3
		Group exercise	6
		Terms	7
<b>Transcription of the stressed syllable in multisyllabic words</b>			
1A	English spellings: stressed <i>i</i> and <i>y</i> as [AI] or [I]	Transcription rules	10
		Group exercise	10
		Individual exercises	11
1B	English exception spellings: stressed <i>i</i> and <i>y</i> as [AI], [I], or [i]	Transcription rules	18
		Group exercise	18
		Individual exercises	19
2A	English spellings: stressed <i>e</i> as [E], [i], or [EI]	Transcription rules	26
		Group exercise	26
		Individual exercises	27
2B	English exception spellings: stressed <i>e</i> as [E], [i], or [EI]	Transcription rules	32
		Group exercise	32
		Individual exercises	33
3A	English spellings: stressed <i>a</i> as [EI] or [a]	Transcription rules	38
		Group exercise	38
		Individual exercises	39
3B	English exception spellings: stressed <i>a</i> as [EI], [a], or [A]	Transcription rules	46
		Group exercise	46
		Individual exercises	47
4	English spellings: stressed <i>u</i> as [u] or [x], <i>oo</i> and <i>ew</i>	Transcription rules	54
		Group exercise	54
		Individual exercises	55
5A	English spellings: stressed <i>o</i> as [oU], [OI], [A], or [AU]	Transcription rules	60
		Group exercise	60
		Individual exercises	61
5B	English exception spellings: stressed <i>o</i> as [oU], [A], [x], [u], [oU], [AU]	Transcription rules	68
		Group exercise	68
		Individual exercises	69
6	English spellings: stressed vowel + <i>r</i> as [IR], [ER], [UR], [OR] or [AIR]	Transcription rules	76
		Group exercise	76
		Individual exercises	77

# TABLE OF CONTENTS

<u>Unit</u>	<u>Topic</u>	<u>Section</u>	<u>Page</u>
<b>Transcription of the unstressed syllable in multisyllabic words</b>			
7	English spellings: Unstressed <i>o</i> and <i>ow</i> as [oU]	Transcription rules Group exercise Individual exercises	82 82 83
8	English spellings: Unstressed <i>i</i> and <i>y</i> as [I]	Transcription rules Group exercise Individual exercises	90 90 91
9	English spellings: Unstressed <i>i</i> and <i>e</i> as [I] and [E]	Transcription rules Group exercise Individual exercises	96 96 97
10	English spellings for unstressed [R]	Transcription rules Group exercise Individual exercises	104 104 105
11	English spellings: Unstressed vowel + <i>l</i> as [Ul]	Transcription rules Group exercise Individual exercises	110 110 111
12	English spellings: Unstressed <i>a</i> , <i>o</i> , <i>u</i> as [a] or [x]	Transcription rules Group exercise Individual exercises	116 116 117
13	English spellings: <i>a</i> , <i>o</i> , <i>u</i> as [x] in prefixes	Transcription rules Group exercise Individual exercises	122 122 123
14	English spellings: <i>e</i> and <i>i</i> as [I] in prefixes	Transcription rules Group exercise Individual exercises	130 130 130
15	English spellings: <i>o</i> as [O] in prefixes	Transcription rules Group exercise Individual exercises	136 136 137
16	English spellings: <i>er</i> and <i>ur</i> as [R], <i>ul</i> as [Ul], and <i>a</i> as [a] in prefixes	Transcription rules Group exercise Individual exercises	142 142 143
Optional assignment		Selected texts	147
Appendix: review of rules			151
Answer key			155
Bibliography			177

# Introduction

<u>TOPIC</u>	<u>PAGE</u>
Instructional tools	2
Pronunciation guide	3
Group exercise	6
Terms	7



Link available with purchase

## INSTRUCTIONAL TOOLS

The International Phonetic Alphabet (IPA) was created by phoneticians for language study. Each symbol stands for one unit of sound. Brackets enclose the symbols and distinguish phonetic content from the spellings of words. This series uses a simplified phonetic system that is accessible to those who sign or read braille. It is also beneficial for those new to English as it uses only uppercase and lowercase letters. A conversion chart is located on page vi.

Level 3 introduces the spellings and sounds of words with multiple syllables. This is a complex topic for anyone new to reading, spelling, or English. Multisyllabic words have reduced vowel sounds. Vowels in unstressed syllables are often weakened or mixed with other vowel sounds. Since they are difficult to define, phoneticians transcribe them with a schwa. The schwa has multiple pronunciations. This text is unique in that it defines the vowel sounds in unstressed syllables rather than defaulting to the schwa.

The following introduction provides an index to English speech sounds in stressed and unstressed syllables. Phonetic terms are located on pages 7 and 8.

Guide students through the introduction by pronouncing the words. Ensure that students who communicate using the manual alphabet can view your mouth formation. Have students repeat each word after your example. The sounds, accompanying English spellings, and phonetic symbols will be introduced incrementally throughout the text – the introduction simply exposes students to the sounds of the language. They may refer back to this section for a review of the phonetic symbols and sounds.

The format of the exercises within allows all students to be engaged in the learning process. Encourage them (by example) to enjoy the language by singing the words. Singing is an excellent way to explore the sounds of a language. Singing slows down the articulatory process and gives the voice

time to clarify the sounds. Model singing by intoning the words. There are always students who would love to join in and share their beautiful voices with the class.

The first class meeting is unique in that it is teacher-led. Students lead class for all units that follow. A daily routine is recommended:

1. Have students present a uniquely assigned word list in front of the class (word lists are numbered 1-12). They may speak or sing their word list. Use a document camera to share the students' phonetic transcriptions. The class should observe the presentations and use the workbook to transcribe their classmates' word lists.
2. Introduce new rules in a brief lecture.
3. Lead the class in a group transcription exercise. An answer key is located in the teacher's manual on page 155.

This workbook was designed for those acquiring clear speech. The sounds of each word are depicted using a side-view image of the vocal tract. The lip, tongue, and palate formations are indicated with intricate detail. Students are instructed to trace the flow of air through each formation.

### ADDITIONAL ACTIVITIES

Phonetic exercises facilitate multiple group-engaging activities. Word lists can be distributed as board work. The students can then read the board work and provide English spellings. This flips the activity into a spelling challenge. Do not correct the board work. Encourage students to read the words as they are transcribed and allow them point out errors as they are identified.

This series was designed to help students enjoy the sounds of the English language. They will quickly discover that homework assignments are reminiscent of word games. Once they learn the sounds and associated symbols, they will be ready to play word games such as IPA Scramble. Playing cards are available at [www.teamphontics.com](http://www.teamphontics.com).

# PRONUNCIATION GUIDE

## FRONT VOWELS

[i]	tree [tri]	coffee ['kʌfi]	seaweed ['siwi:d]
[I]	hill [hɪl]	pretty ['prɪtɪ]	beginning [bɪ'gɪnɪŋ]
[E]	thread [θrɛd]	breathless ['brɛθləs]	recommend [rɛkx'mɛnd]

Unstressed [I] has a sound between [i] and [I]

## BACK VOWELS

[u]	moon [mun]	usual ['ju:zʊəl]	schoolroom ['skulrʊm]
[U]	wood [wʊd]	eagle ['?ɪgʊl]	mural ['mjʊrʊəl]
[O]	walk [wɒk]	forlorn [fɔr'lɔrn]	chalkboard [tʃɔkbɔrd]

## CENTRAL VOWELS

[a]	hand [hænd]	palace ['pæləs]	captain ['kæptən]
[A]	heart [hɑ:t]	monarch ['mɒnɑ:k]	avocado [?'ævəkædɔʊ]
[x]	sun [sʌn]	above [?'æbʌv]	wondrous ['wʌndrəs]
[R]	nurse [nɜ:s]	murmur ['mɜ:mɜ:]	earthworm [?'ɜ:θwɜ:m]

Unstressed [a] has a sound between [a] and [I]

## BILABIAL CONSONANTS

[p]	pin [pIn]	paper ['pEIpR]
[b]	bed [bEd]	bubble ['bxbU]

## LABIODENTAL CONSONANTS

[f]	fan [fan]	fruitful ['frutfU]
[v]	vest [vEst]	velvet ['vElvIt]

## DENTAL CONSONANTS

[th]	tooth [tuth]	thirteenth [thR'tinth]
[Th]	this [ThIs]	thither ['ThIThR]

## \*ALVEOLAR CONSONANTS

[t]	tea [ti]	twilight ['twAIlAI]
[d]	dog [dAg]	divide [dI'vAI]
[l]	lamp [lamp]	lilly ['lIII]

\*Consonants *d*, *t*, *l*, and *r* are classified as dental in the Romance languages – the tongue tip touches the upper front teeth. The tongue tip touches the alveolar ridge for *d*, *t*, *l*, *r* in English.

## ALVEOLAR CONSONANTS

[r]	ring [rɪŋ]	refresh [rɪ'frɛʃ]
[n]	noon [nuːn]	nation ['neɪʃn]
[s]	street [striːt]	sunset ['sʌnsɛt]
[z]	zoo [zuː]	daisies ['deɪzɪz]

## PREPALATAL CONSONANTS

[ʃ]	sheep [ʃiːp]	shellfish ['ʃɛlfɪʃ]
[ʒ]	rouge [ruːʒ]	treasure ['treɪzə]
[tʃ]	church [tʃɜːtʃ]	chitchat ['tʃɪtʃət]
[dʒ]	joy [dʒɔɪ]	judgment ['dʒʌdʒmənt]

## VELAR CONSONANTS

[k]	cup [kʌp]	quickly ['kwɪkli]
[g]	gum [gʌm]	giggle ['gɪgl]
[ŋ]	swing [swɪŋ]	singing ['sɪŋɪŋ]

## GLOTTAL CONSONANTS

[h]

hat

hedgehog

[hat]

['hEdZhAg]

[ʔ]

arm

unending

[ʔArm]

[ʔxn'ʔEndIN]

Consonant and vowel terms are defined throughout this text. All terms are defined on pages 7-8.

### Group Exercise:

Every word contains a vowel. Vowels are long. Consonants are short. Consonants introduce the vowel or end a word or syllable. Circle the five vowels in the following list of English letters:

Aa Bb Cc Dd Ee Ff Gg Hh Ii Jj Kk Ll Mm Nn

Oo Pp Qq Rr Ss Tt Uu Vv Ww Xx Yy Zz

**Back vowels.** Circle the two vowels that are formed by rounding the lips:



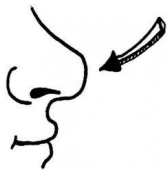
Aa Ee Ii Oo Uu

**Front vowels.** Circle the two vowels that are formed by spreading the lips:



Aa Ee Ii Oo Uu

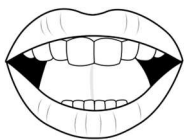
**Nasal consonants.** Circle the two consonant sounds that have a nasal quality:



Bb Cc Dd Ff Gg Hh Jj Kk Ll Mm Nn

Pp Qq Rr Ss Tt Vv Ww Xx Yy Zz

**Tongue tip consonants.** Circle eight consonants that are formed by lifting the tongue tip:



Bb Cc Dd Ff Gg Hh Jj Kk Ll Mm Nn

Pp Qq Rr Ss Tt Vv Ww Xx Yy Zz

# Classification of Symbols: Consonants



## Voicing

**Voiced.** A voiced consonant engages the voice and can be sung. They are in bold below.

**Voiceless.** A voiceless consonant does not engage the voice and can only be whispered.



## Points of Articulation

## Phonetics

**Bilabial** [bAI'IEIbUI]

Refers to the lips

**[b]** [p] [m] [w]

**Labiodental** [IEIbIo'dEntUI]

Involves the lower lip and the upper front teeth

**[v]** [f]

**Dental** ['dEntUI]

Involves the tip of the tongue and the back of the front teeth

**[Th]** [th]

**Alveolar** [?'al'violR]

Involves the tip of the tongue and the ridge behind the upper teeth

**[d]** [t] [z] [s]  
[l] [n] [r]

**Prepalatal** [prI'palltUI]

Involves the tip of tongue and the front of the hard palate

**[Z]** [S] [dZ] [tS]

**Palatal** ['palItUI]

Involves a front arch of the tongue and the hard palate

**[j]**

**Velar** ['vilR]

Involves the back of the tongue and the soft palate

**[g]** [k] [N]

**Glottal** ['glAtUI]

Involves the air flow and the opening between the vocal cords

[?] [h]

## Manner of Articulation

## Phonetics

**Plosive** ['ploUsIv] **Stop** [stAp]

A momentary closure of the air flow passage

**[b]** [p] [d] [t]  
**[g]** [k] [?]

**Fricative** ['frIkxtIv]

Produced by directing the air flow past a set of articulators

**[v]** [f] [z] [s]  
**[Z]** [S] [h] [Th] [th]

**Affricate** [?'afrIkIt]

A stop that is followed by a fricative

**[dZ]** [tS]

**Nasal** ['nEIzUI]

Produced by directing vocalized tone through the nasal passages

**[m]** [n] [N]

**Lateral** ['latERUI]

Produced by directing vocalized tone over the sides of the tongue

**[l]**

**Glide** [glAIId]

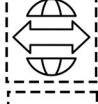
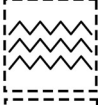
Produced by directing the tone past a set of articulators without friction

**[w]** [j]

**Retroflex** ['rEtroflEKs]

Produced with tongue tip curled up

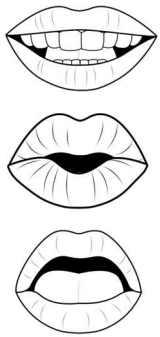
**[r]**



## Classification of Symbols: Vowels



Quality	Phonetics
<b>Closed</b> Formed with less space between the tongue arch and the roof of mouth	[i] [u] [o]
<b>Open</b> Formed with more space between the tongue arch and the roof of mouth	[I] [E] [U] [O] [a] [A] [x]



Peak of Tongue Arch	Phonetics
<b>Front</b> The front of the tongue arches with tongue tip touching lower front teeth	[i] [I] [E]
<b>Back</b> The back of the tongue arches with tongue tip touching lower front teeth	[u] [U] [o] [O]
<b>Central</b> The tongue arch maintains a low position, the tip touches lower front teeth	[a] [A] [x]

### Articulatory Formation of Phonetic Symbols

a [a]	a [A]	b [b]	c	ch [tS]	d [d]	e [E]	f [f]	g [g]	g [dZ]	h [h]	i [i]	i [I]
j [j]	k [k]	l [l]	m [m]	n [n]	n [N]	o [o]	o [O]	p [p]	q	q/c [k]	r [r]	r [R]
s [s]	s [S]	t [t]	u [u]	u [U]	v [v]	w [w]	x [x]	y	z [z]	z [Z]	[']	[?]

### Image Key

The midsagittal (side-view) images created for this text contain intricate detail. The lips may be rounded or unrounded, positioned together or apart, to indicate various vowel or consonant formations. The soft palate may be lowered or elevated to indicate nasal or oral airflow. The tongue tip may draw near or contact the teeth or alveolar ridge for various consonant formations. The tongue may arch toward the front or back of the mouth in varying degrees, with or without a furrow, for particular vowel formations. The voice may be engaged or silent during articulation.

Voiced consonants are indicated by a sound bar and two jagged vocal fold lines. Voiceless consonants are indicated by two straight vocal fold lines. A large-scale version of the vocal tract is provided for each formation on the instructional pages. Trace the flow of air, paying close attention to the position of the lips, tongue tip, tongue arch, tongue sides, soft palate, and voicing.

# UNIT 1A

## English Spellings: Stressed *i* and *y* as [AI] or [I]

<u>TOPIC</u>	<u>PAGE</u>
Transcription rules	10
Group exercise	10
Individual exercises	11
Answer key	156



Link available with purchase

UNIT 1A: Stressed *i* and *y* as [AI] or [I]

TRANSCRIPTION RULES		
[AI]	i + 1 consonant + vowel	final ['fAIInUI] silence ['sAIIns]
	<b>*Hiatus</b> i + vowel	lion ['lAI-xn] quiet ['kwAI-It] (exception: trio ['tri-oU])
	y + vowel	eyelid ['?AIId] flying ['flAIIN]
	igh ild ind	brighter ['brAIItR] mildly ['mAIIdlI] kindness ['kAIIndnEs]
[I]	i + 2 consonants	finger ['fINGR] quickly ['kwIkII] (exceptions: idle ['AIIdUI] island ['?AIInD])
	i + double consonants	little ['lItUI] village ['vIladZ]

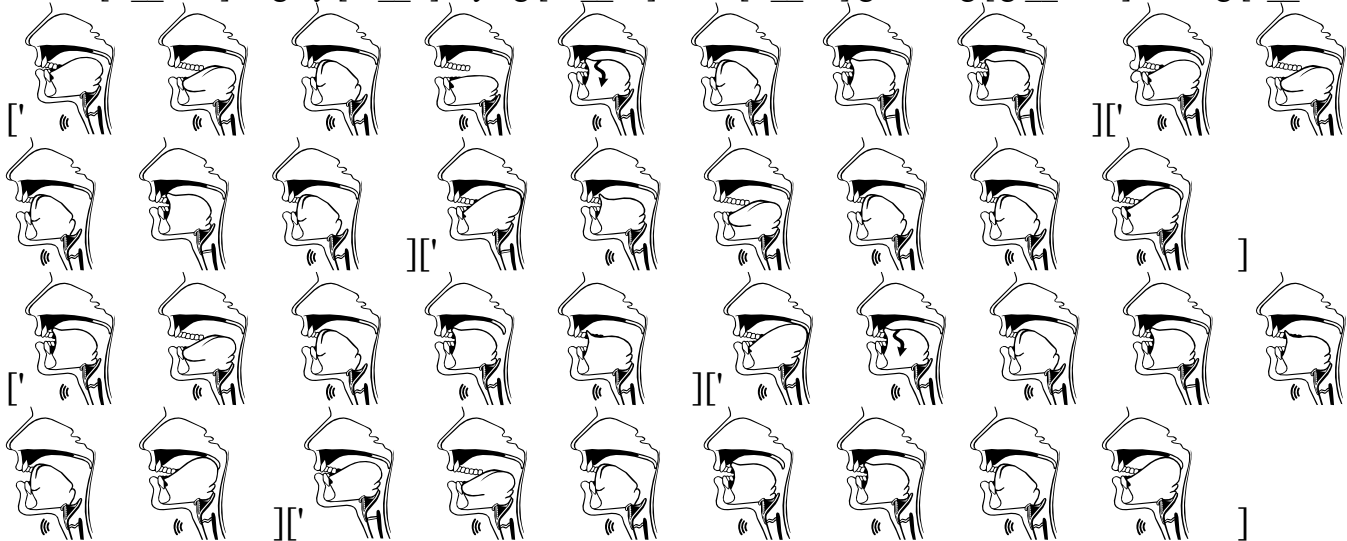
\*Hiatus: adjacent vowel sounds in consecutive syllables

## Stressed Syllable Mark [']

The stressed syllable is indicated with an apostrophe. It precedes the stressed syllable.  
ever ['?EvR] believe [bI'liv]

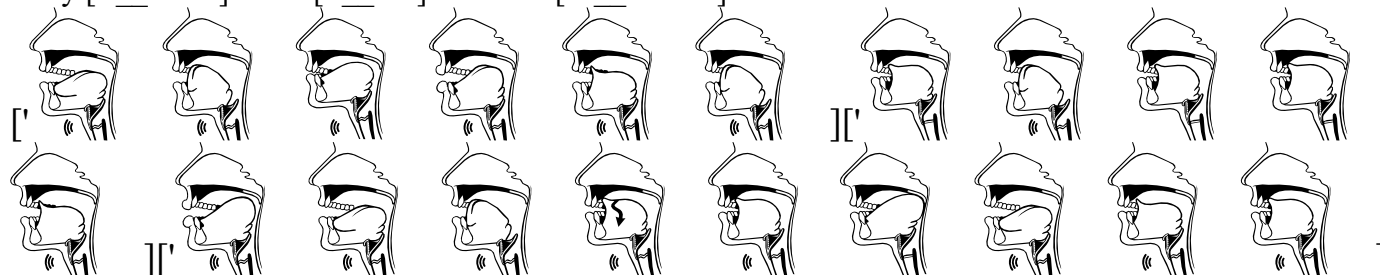
**Group exercise:** Place the correct phonetic symbol in front of each formation. Trace the airflow pathway.

violets ['v\_xlIts] mighty ['m\_tI] crying ['kr\_IN] diner ['d\_nR] glittering ['gl\_tRIN] finding ['f\_ndIN]



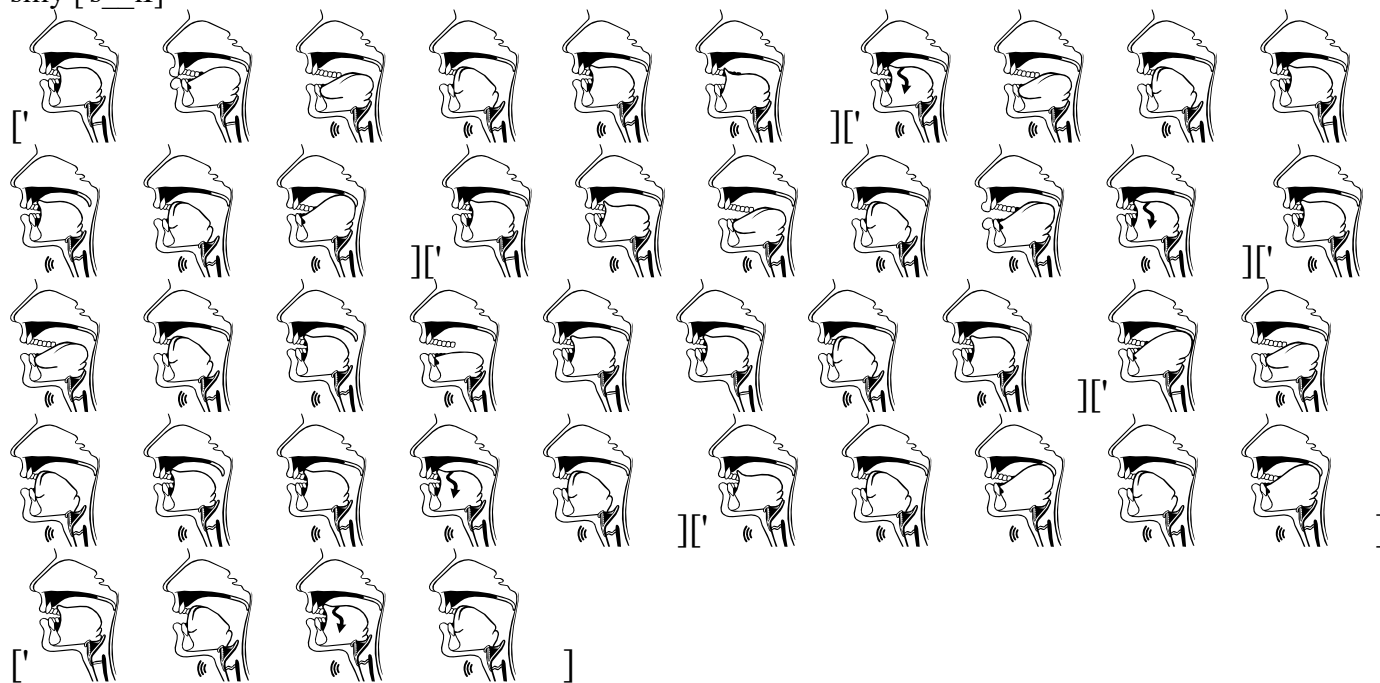
**Group exercise:** Place the correct phonetic symbol in front of each formation. Trace the airflow pathway.

ivory [?'\_\_vORI] sister ['s\_\_stR] wildcard ['w\_\_ldkArd]

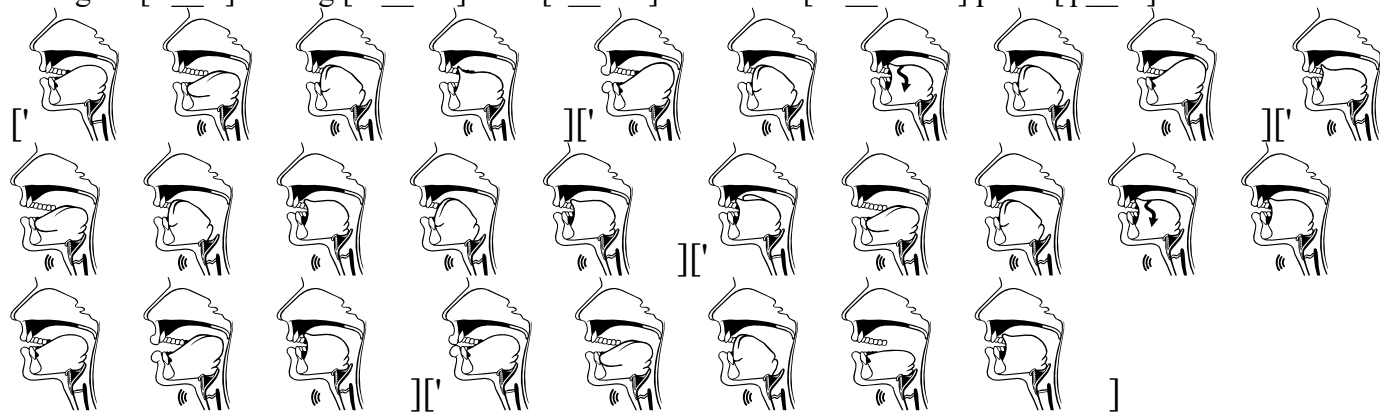


**Worksheet #1A:**

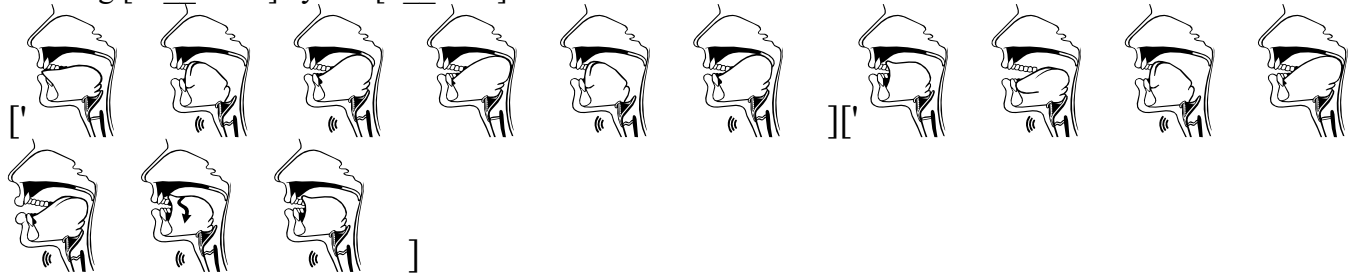
#1 spider ['sp\_\_dR] lightning ['l\_\_tnIN] trial ['tr\_\_U] dynasties ['d\_\_nxstIz] kindly ['k\_\_ndII] ringing ['r\_\_NIN]  
silly ['s\_\_II]



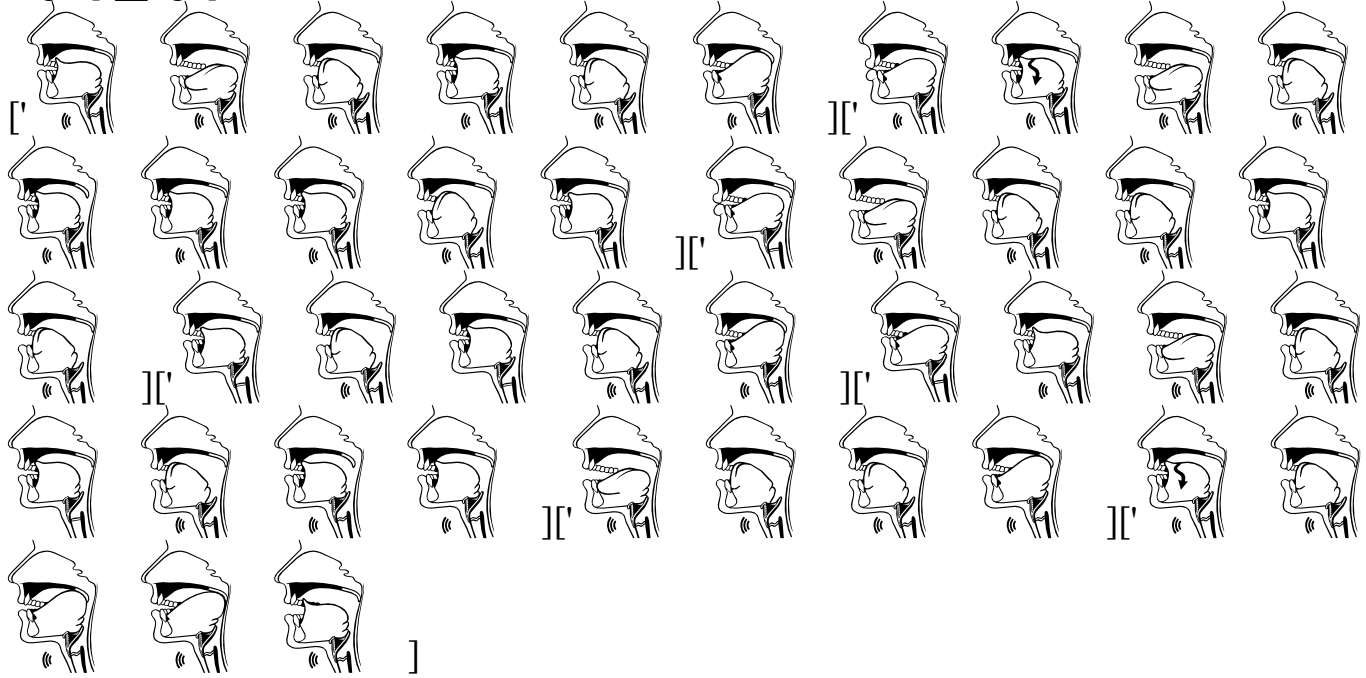
#2 higher ['h\_\_R] willing ['w\_\_IIIN] rises ['r\_\_zEz] childhood ['tS\_\_ldhUd] pious ['p\_\_xs]



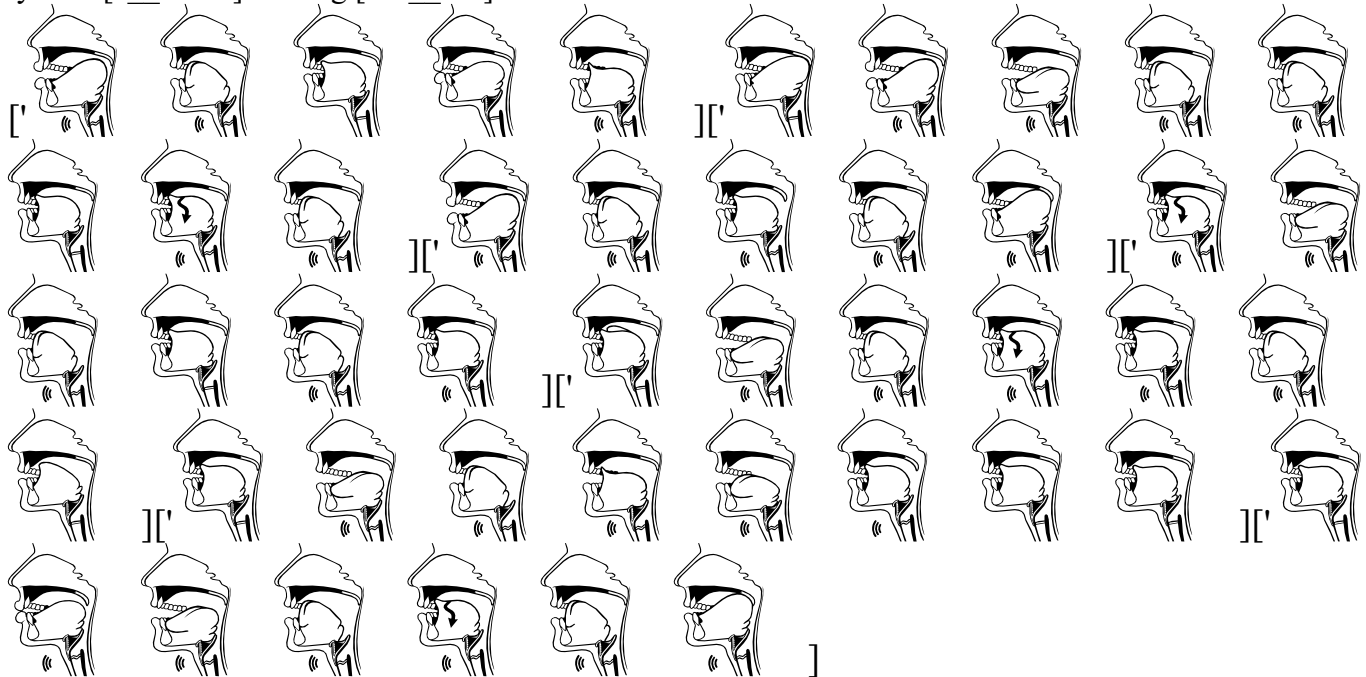
thinking ['th\_NkIN] cycles ['s\_kUlz]



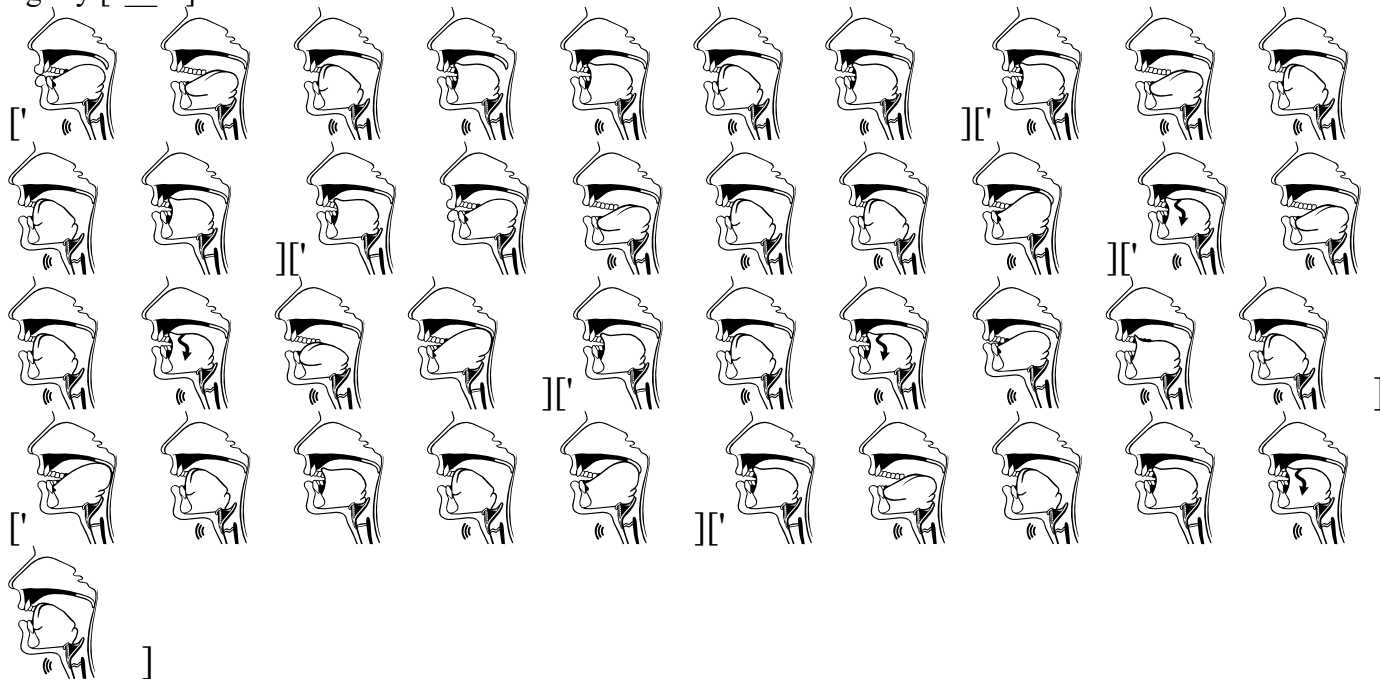
#3 riding ['r\_dIN] blindness ['bl\_nɪnEs] piety ['p\_tI] sitting ['s\_tIN] frightened ['fr\_tIɪnd] eyeing ['?\_IN]  
linger ['l\_NgR]



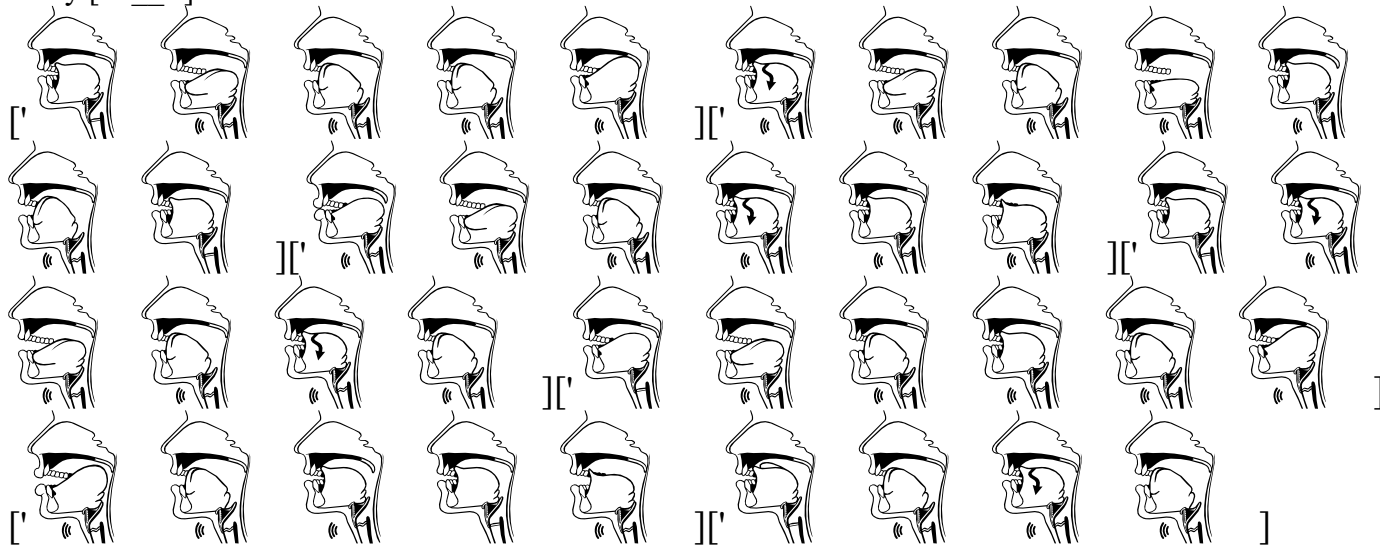
#4 whisper ['w\_spR] quietly ['kw\_tI] winning ['w\_nIN] lighted ['l\_tId] childish ['tS\_lɪS]  
tyrants ['t\_Rants] smiling ['sm\_ɪIN]



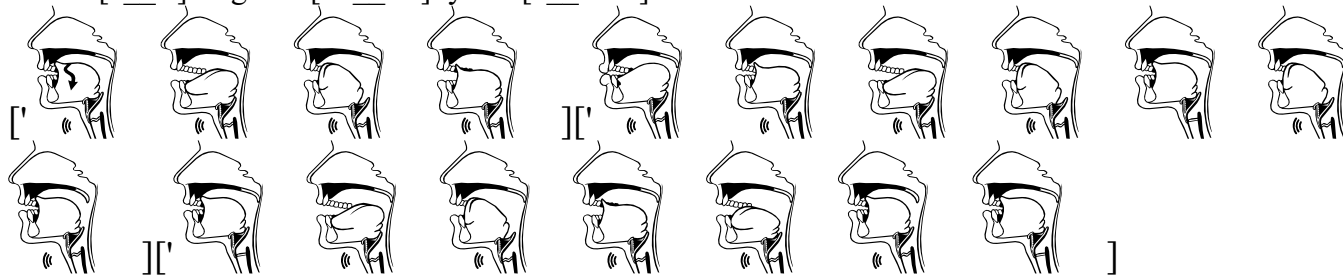
#5 minded ['m\_\_ndId] diet ['d\_\_It] spying ['sp\_\_IN] lilac ['l\_\_lak] silvery ['s\_\_lvRI] kissing ['k\_\_sIN]  
tightly ['t\_\_tIl]



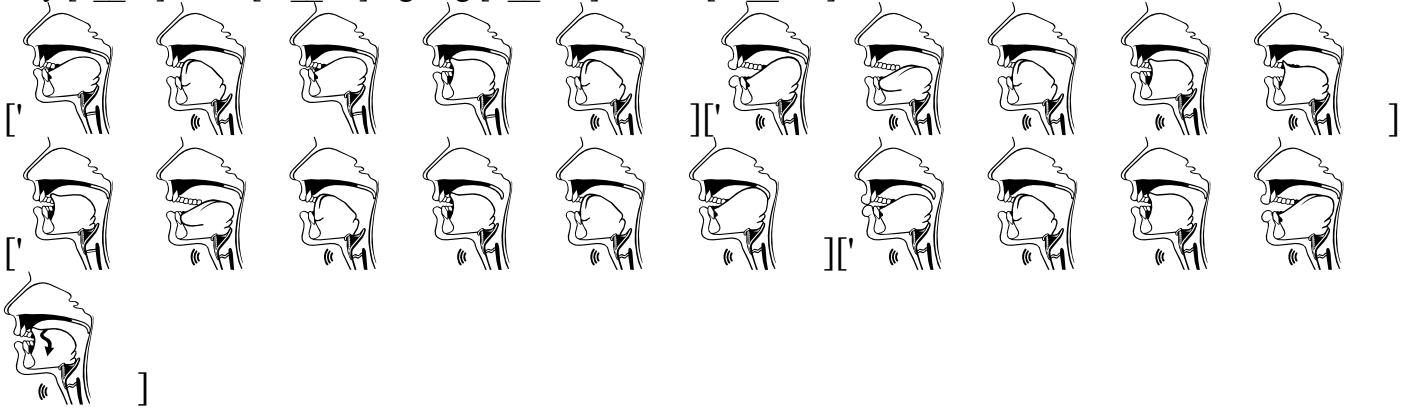
#6 sighing ['s\_\_IN] lioness ['l\_\_xnEs] milder ['m\_\_ldR] slyly ['sl\_\_II] hiding ['h\_\_dIN] winter ['w\_\_ntR]  
chilly ['tS\_\_II]



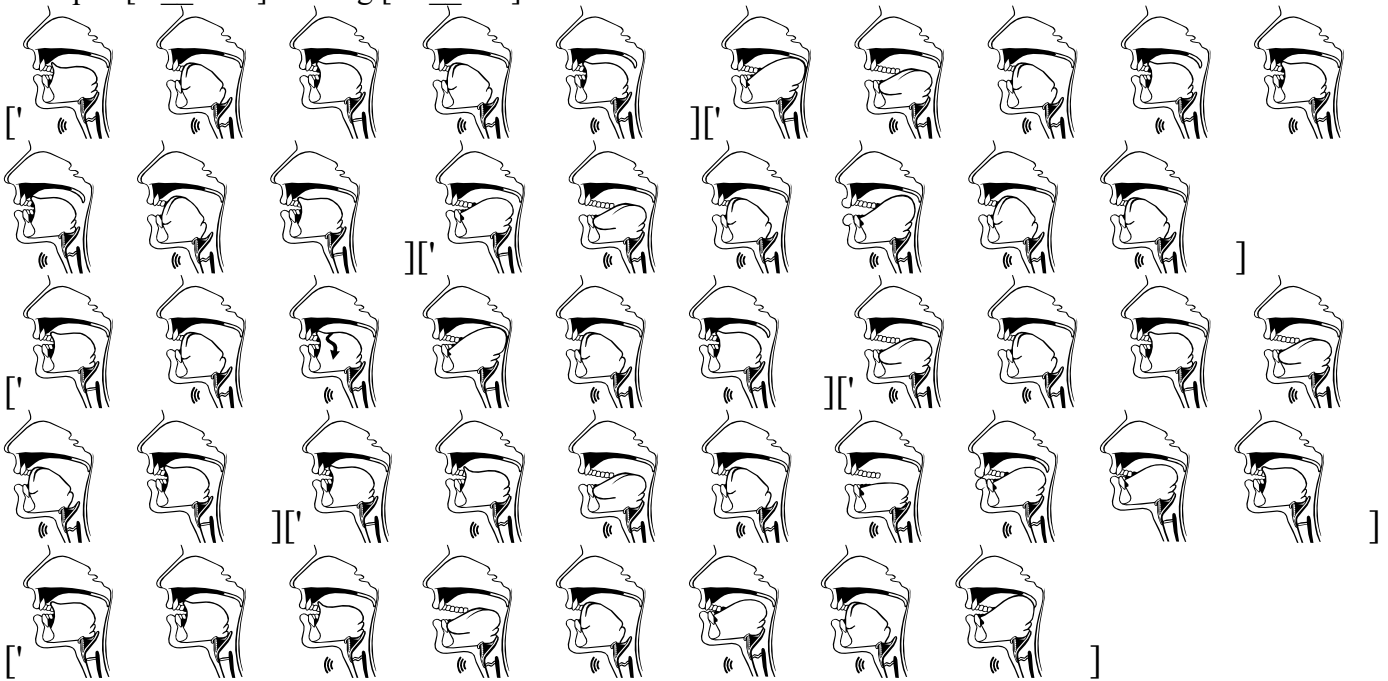
#7 liar ['l\_\_R] brighten ['br\_\_tIn] tyrant ['t\_\_Rant]



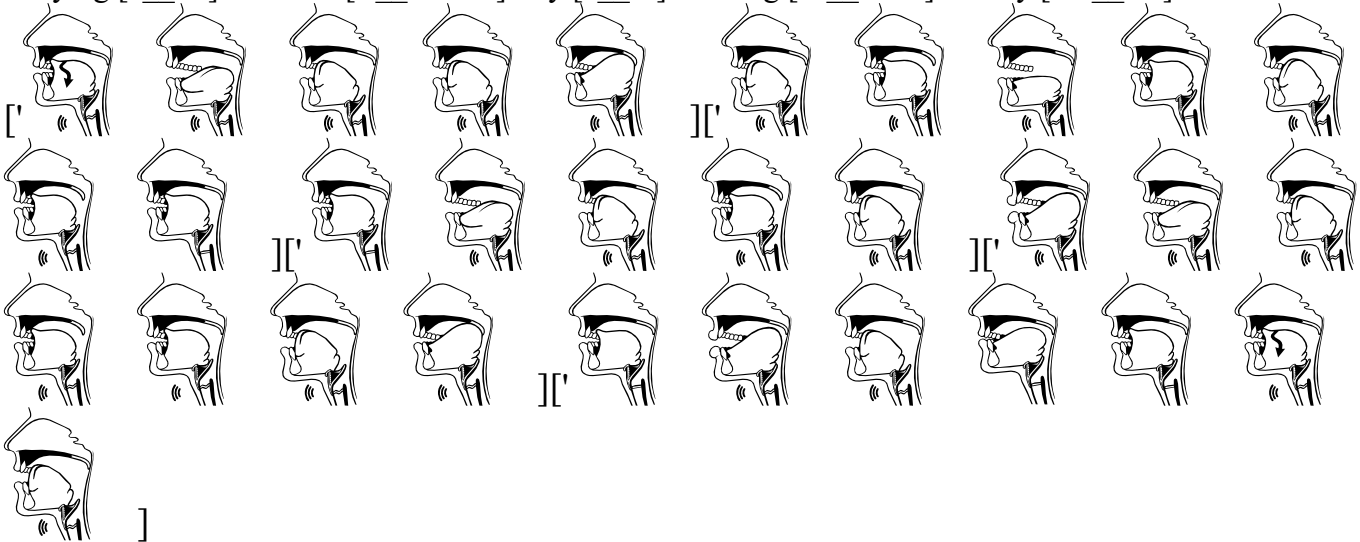
fifty ['f\_\_ftI] wiser ['w\_\_zR] signing ['s\_\_nIN] middle ['m\_\_dUI]



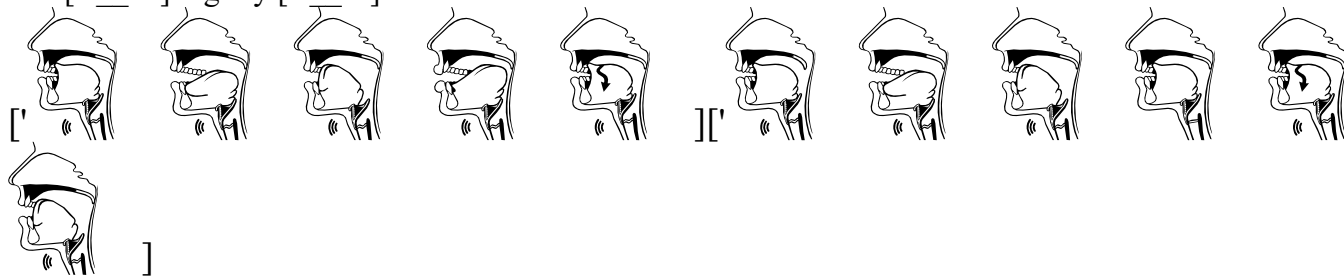
#8 written ['r\_\_tIn] kindness ['k\_\_ndnEs] highway ['h\_\_wEI] silken ['s\_\_lkIn] eyesight ['?\_\_sAIt]  
triumphs ['tr\_\_xmfs] striving ['str\_\_vIN]



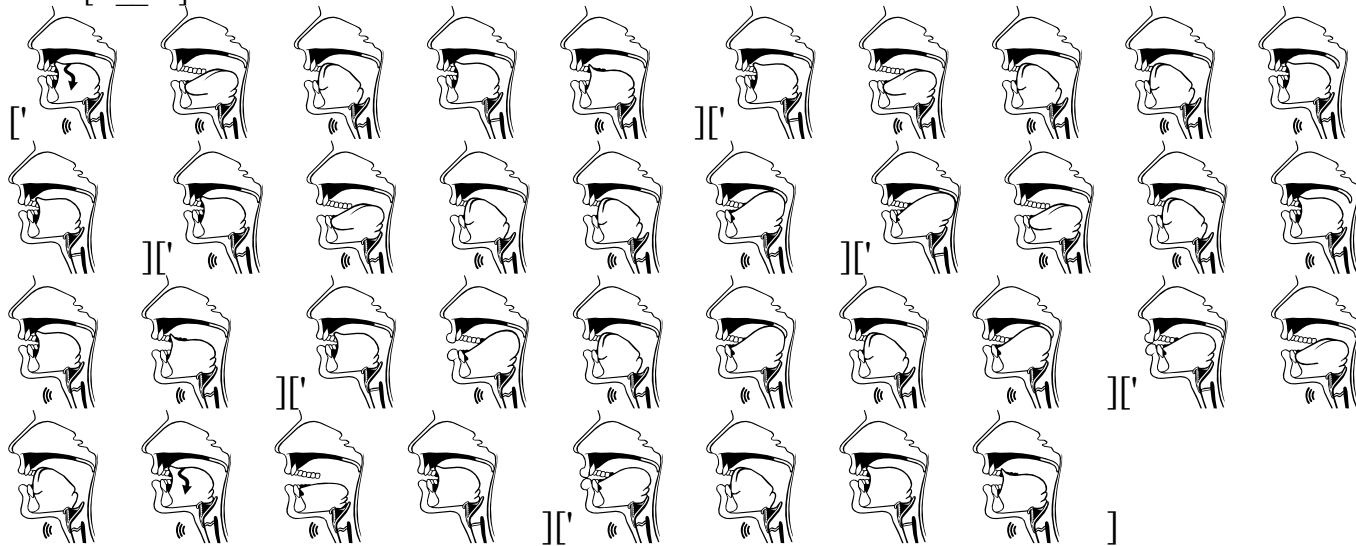
#9 lying ['l\_\_IN] innocent ['?\_\_nxsEnt] tiny ['t\_\_nI] winding ['w\_\_ndIN] swiftly ['sw\_\_ftI]



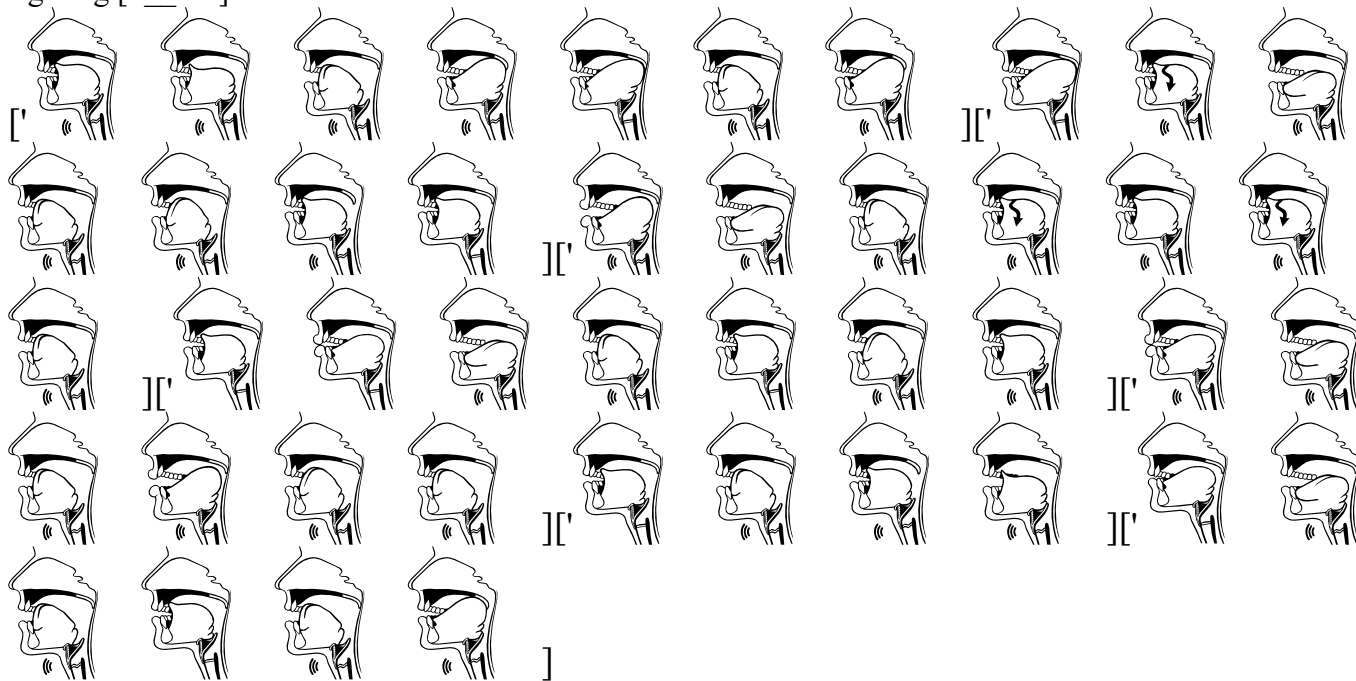
dial [ˈd\_aɪ] nightly [ˈn\_aɪ]



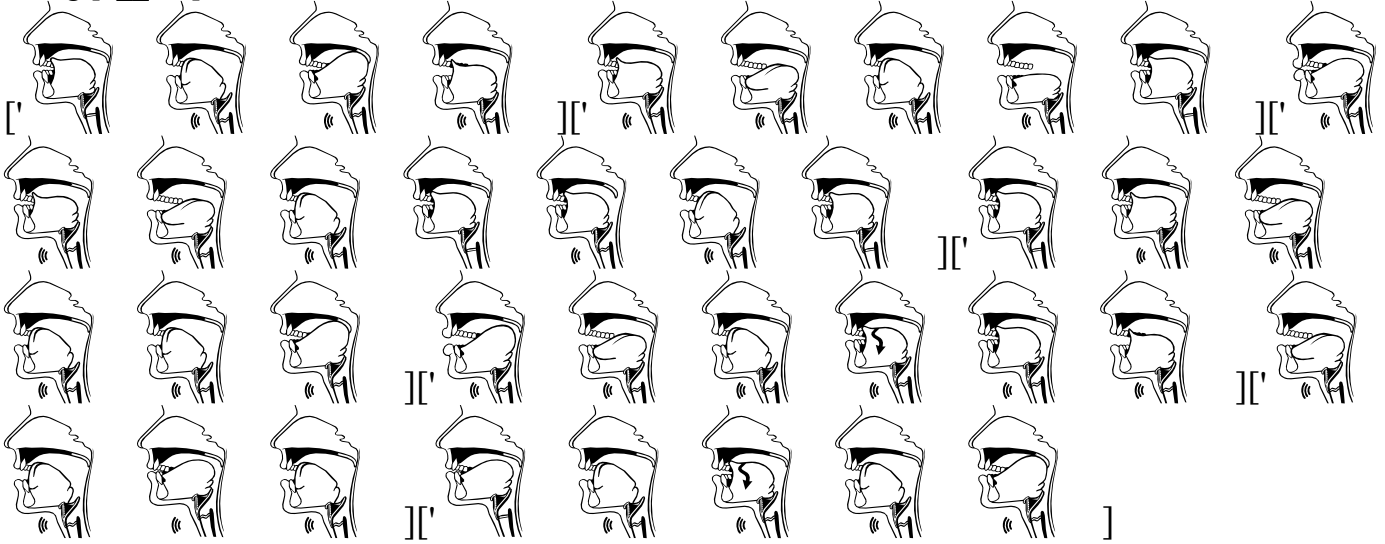
#10 lighter [ˈl\_aɪtər] science [ˈs\_aɪns] dying [ˈd\_aɪn] kinder [ˈk\_aɪndər] swinging [ˈsw\_aɪnɪŋ] pilot [ˈp\_aɪlət] bitter [ˈb\_aɪtər]



#11 drinking [ˈdr\_aɪnɪŋ] client [ˈk\_l\_aɪnt] wildly [ˈw\_aɪldli] spices [ˈsp\_aɪsɪz] byway [ˈb\_aɪweɪ] sinner [ˈs\_aɪnər] fighting [ˈf\_aɪtɪŋ]



#12 singer ['s\_\_NR] riot ['r\_\_xt] brightness ['br\_\_tnEs] trying ['tr\_\_IN] wilder ['w\_\_ldR] ivy ['?\_\_vI]  
filling ['f\_\_IIN]



# UNIT 1B

## English Exception Spellings: Stressed *i* and *y* as [AI], [I], or [i]

<u>TOPIC</u>	<u>PAGE</u>
Transcription rules	18
Group exercise	18
Individual exercises	19
Answer key	157



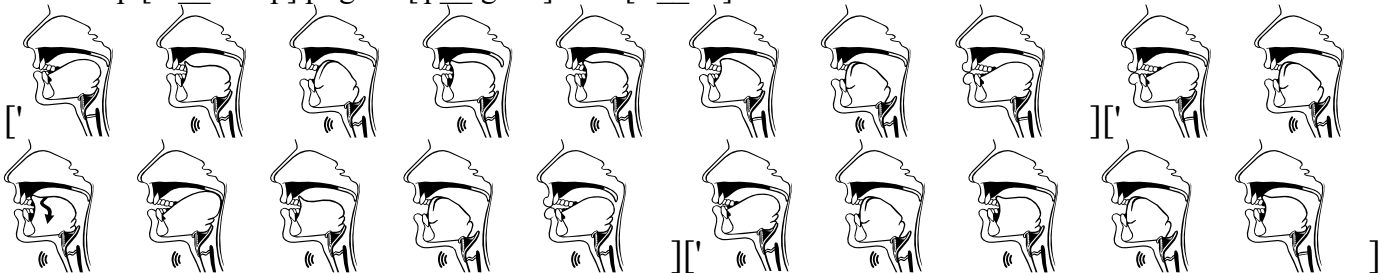
Link available with purchase

UNIT 1B: Exception spellings: stressed *i* and *y* as [AI], [I], or [i]

TRANSCRIPTION RULES					
New rules are in the gray-shaded areas					
[AI]	i + 1 consonant + vowel	final ['fAI n UI] silence ['sAI l l ns]			
[I]	i + 2 consonants	finger ['fI n g R] quickly ['kw I k l I] (exceptions: idle ['?AI d UI] island ['?AI l x nd])			
	i + double consonants	little ['l I t UI] village ['v I l d Z]			
[I]	<b>Exception Words:</b> i + 1 consonant + vowel	Final [n]	driven, given, linen, risen, vision, vixen, living		
		Final [oU]	limo, widow		
		Final [R]	figure, liver, quiver, rigor, river, shiver, vigor		
		Final [S]	finish, licorice, spinach ['sp I n I t S]		
		Final [t]	minute, pivot, rivet		
		Final -y	city, lily, misery, pity		
	<b>New Spelling:</b> i/y + consonant + i + consonant	<b>Final -ic</b> civic ['s I v I k] clinic critic cynic mimic	<b>Final -id</b> liquid ['l I k w I d] rigid timid vivid	<b>Final -il</b> civil ['s I v UI] vigil	<b>Final -it</b> digit ['d I d Z I t] limit spirit visit
[AI]	<b>Hiatus</b> i + vowel	lion ['l AI -x n] quiet ['kw AI -I t] (exception: trio ['tri -o U])			
	y + vowel	eyelid ['? AI l I d] flying ['fl AI I N]			
[i]	<b>New Spelling:</b> ie (not in hiatus)	chiefly ['t s I f I I] pieces ['p i s E z] (exception: friendly/friendship ['fr E n d I I])			
[AI]	igh, ild, ind	brighter ['br AI t R] mildly ['m AI l d I I] kindness ['k AI n d n E s]			
[I]	<b>Exception Words:</b>	ild ind	building ['b I l d I N] children, mildew, wilderness cinder ['s I n d R] window ['w I n d o U]		

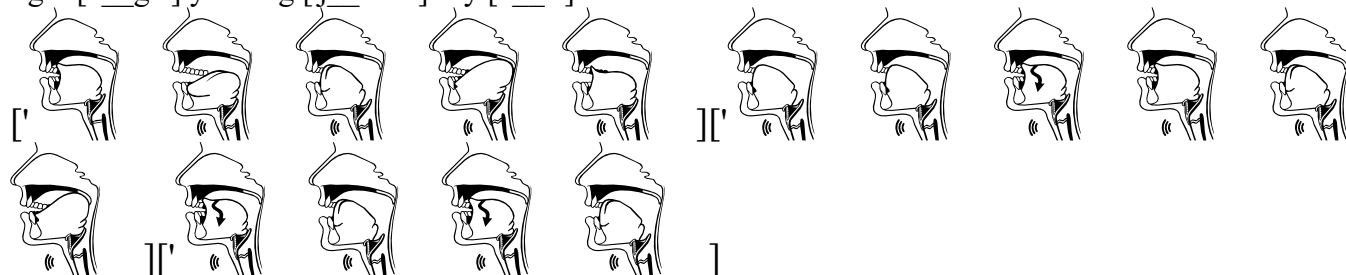
**Group Exercise:** Place the correct phonetic symbol in front of each formation. Trace the airflow pathway.

friendship ['fr \_ nd s I p] pilgrim ['p \_ l g r I m] visit ['v \_ z I t]



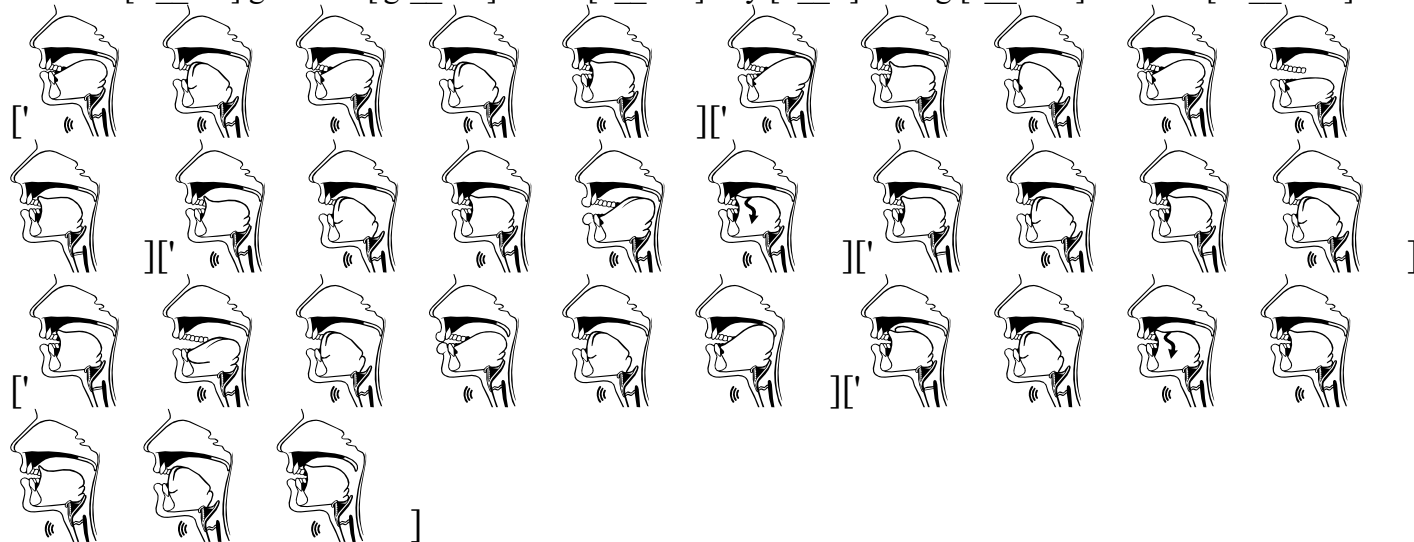
**Group Exercise:** Place the correct phonetic symbol in front of each formation. Trace the airflow pathway.

tiger ['t\_gR] yielding ['j\_ldIN] lily ['l\_II]

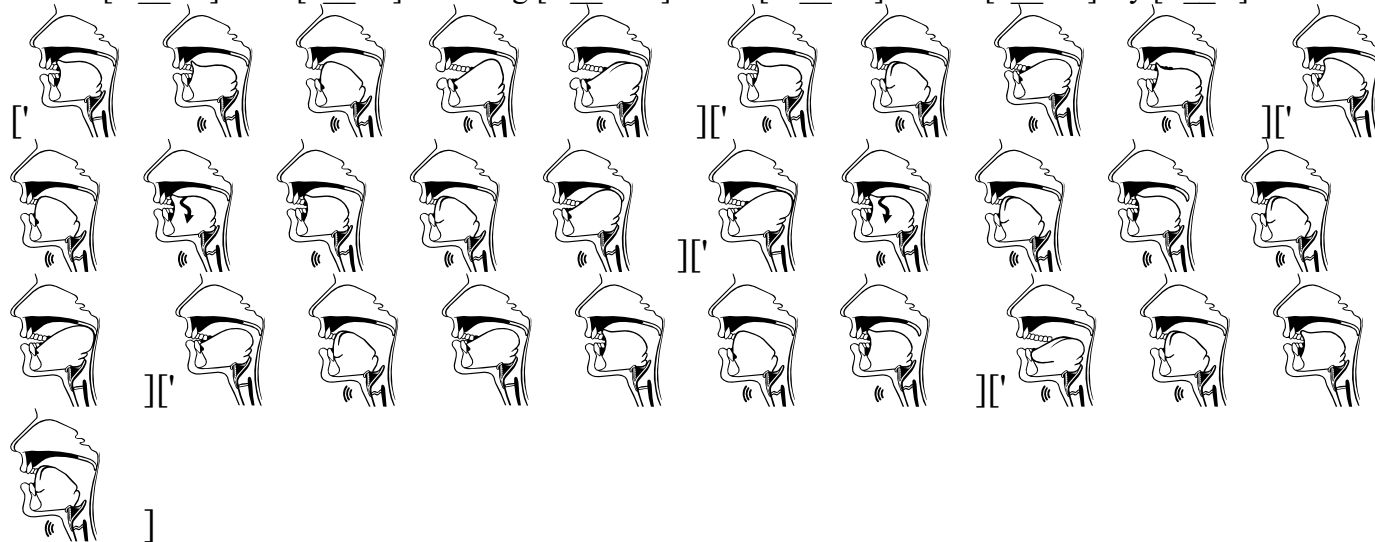


**Worksheet #1B:**

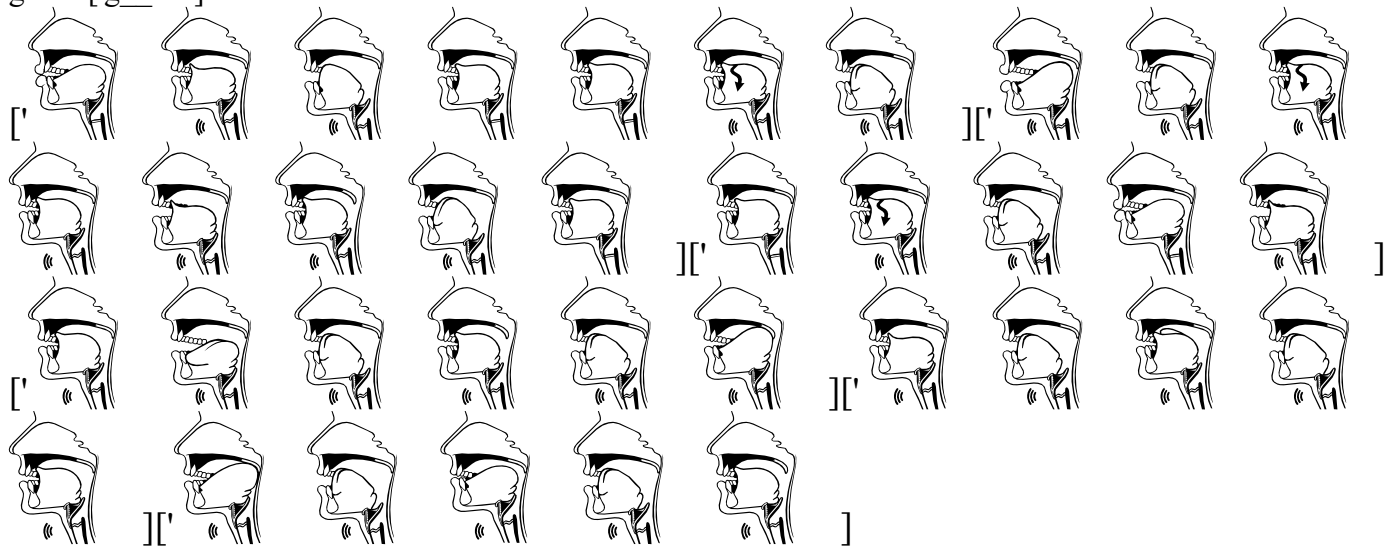
#1 vivid ['v\_vId] grievous ['gr\_vxs] riddle ['r\_dUI] city ['s\_tI] timing ['t\_mIN] children ['tS\_ldrIn]



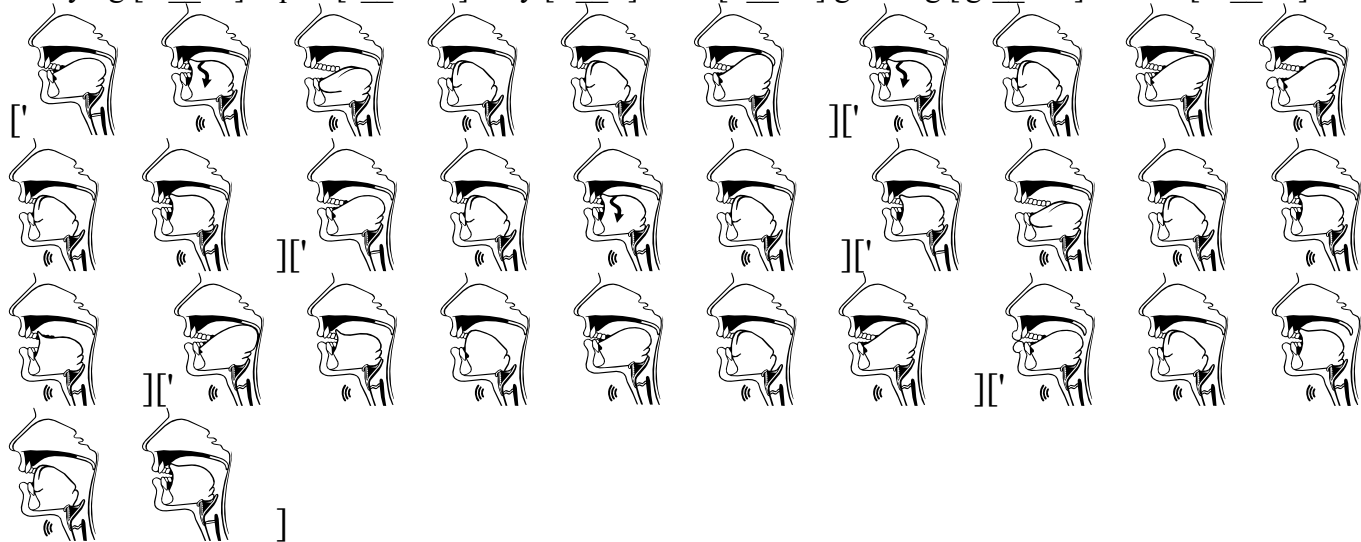
#2 trio ['tr\_oU] river ['r\_vR] shielding ['S\_ldIN] clinic ['kl\_nIk] fifteen ['f\_ftIn] icy ['?\_sI]



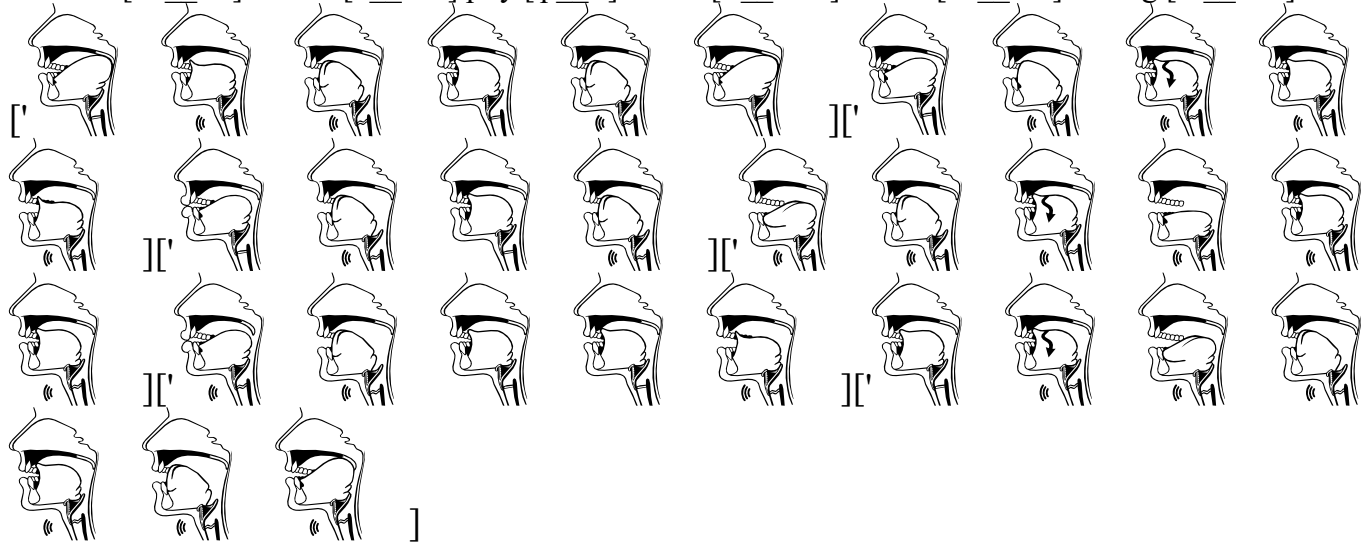
#3 priestly ['pr\_stlI] wilderness ['w\_ldRnEs] slipper ['sl\_pR] dining ['d\_nIN] rigid ['r\_dZId]  
given ['g\_vIn]



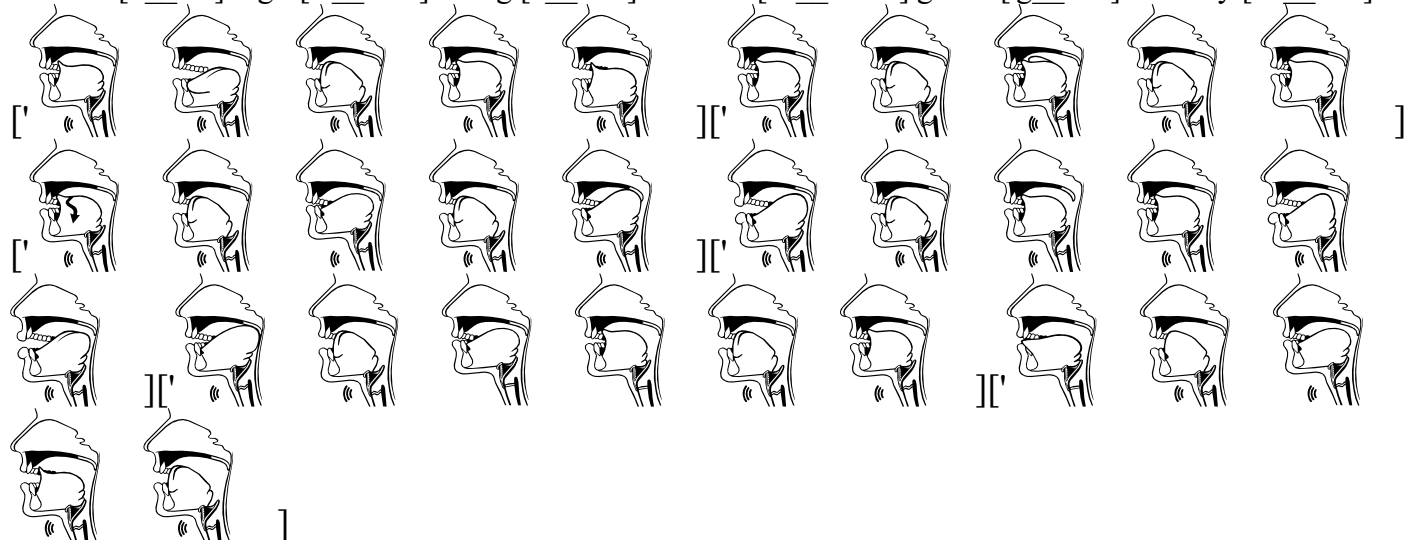
#4 flying ['fl\_IN] liquid ['l\_kwId] hilly ['h\_II] cider ['s\_dR] grieving ['gr\_vIN] minute ['m\_nIt]



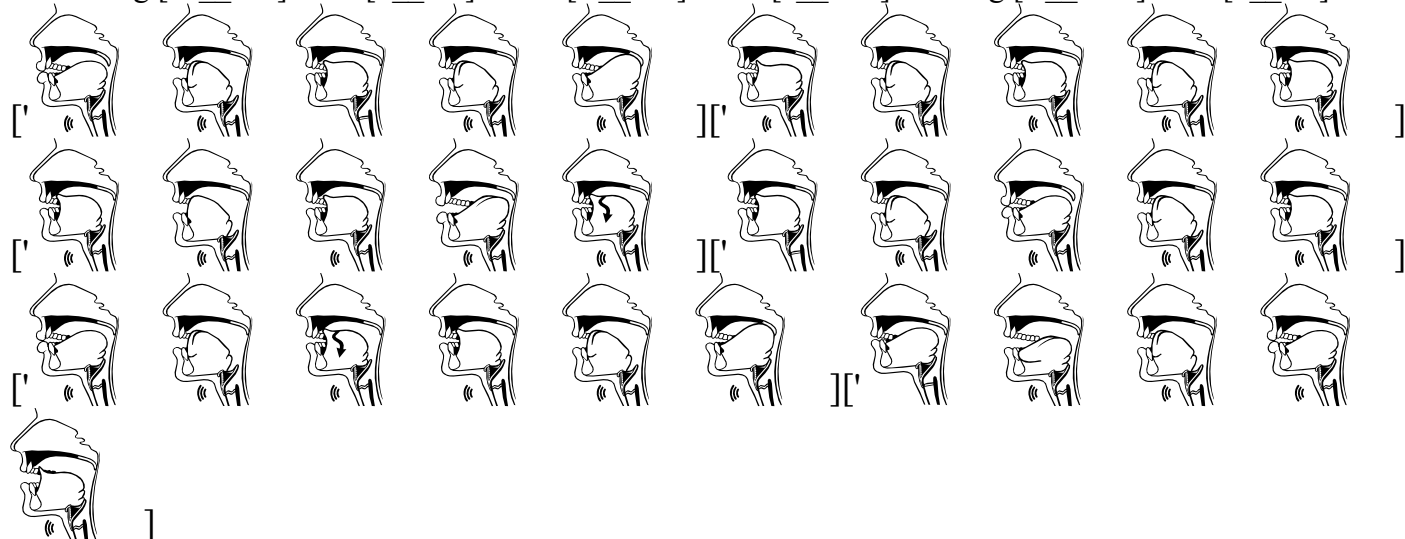
#5 critic ['kr\_tIk] fielder ['f\_ldR] pity ['p\_tI] island [?'\_lxnd] mister ['m\_stR] sliding ['sl\_dIN]



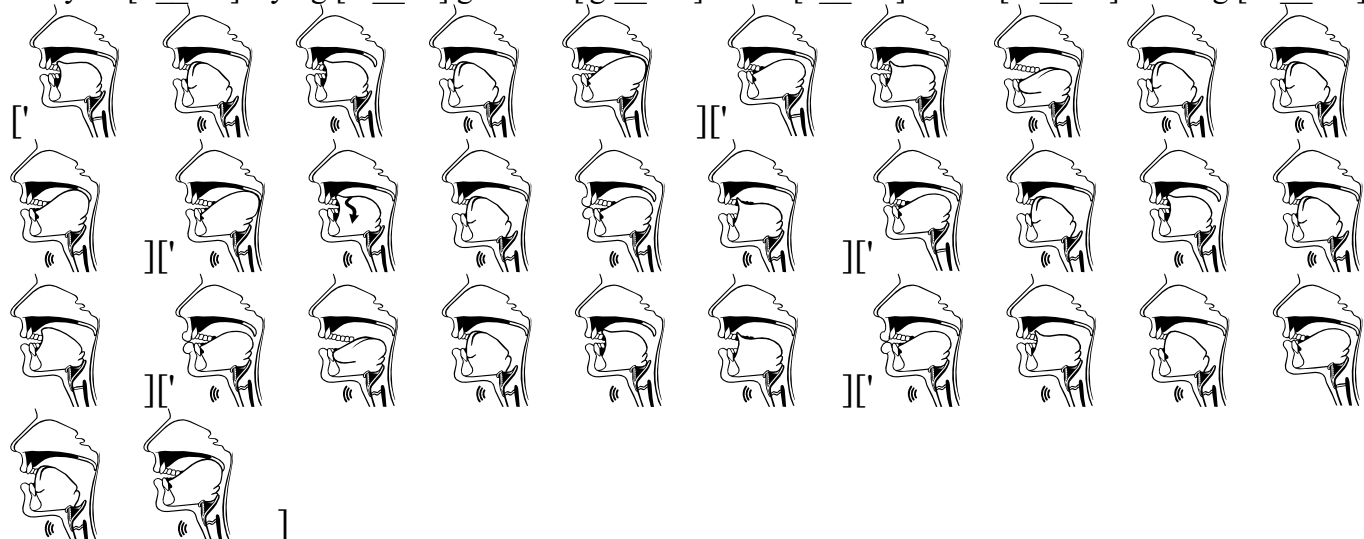
#6 rider ['r\_\_dR] digit ['d\_\_dZIt] living ['l\_\_vIN] window ['w\_\_ndoU] gifted ['g\_\_ftId] thievery ['th\_\_vRI]



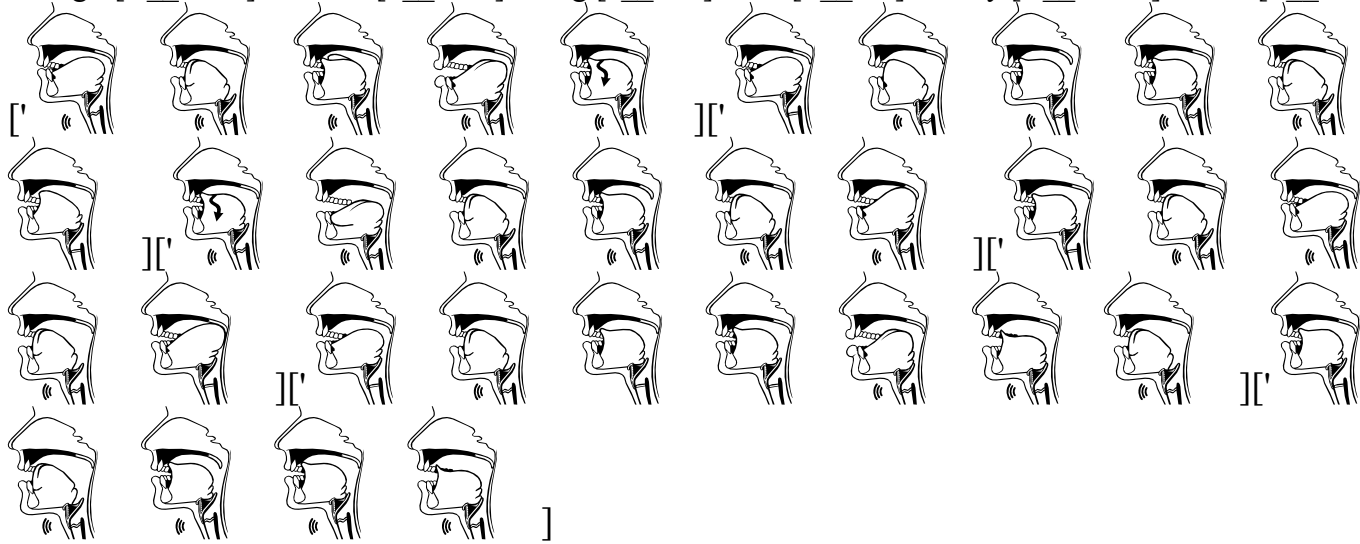
#7 missing ['m\_\_sIN] risen ['r\_\_zIn] diesel ['d\_\_zUɪ] timid ['t\_\_mId] building ['b\_\_ldIN] fiber ['f\_\_bR]



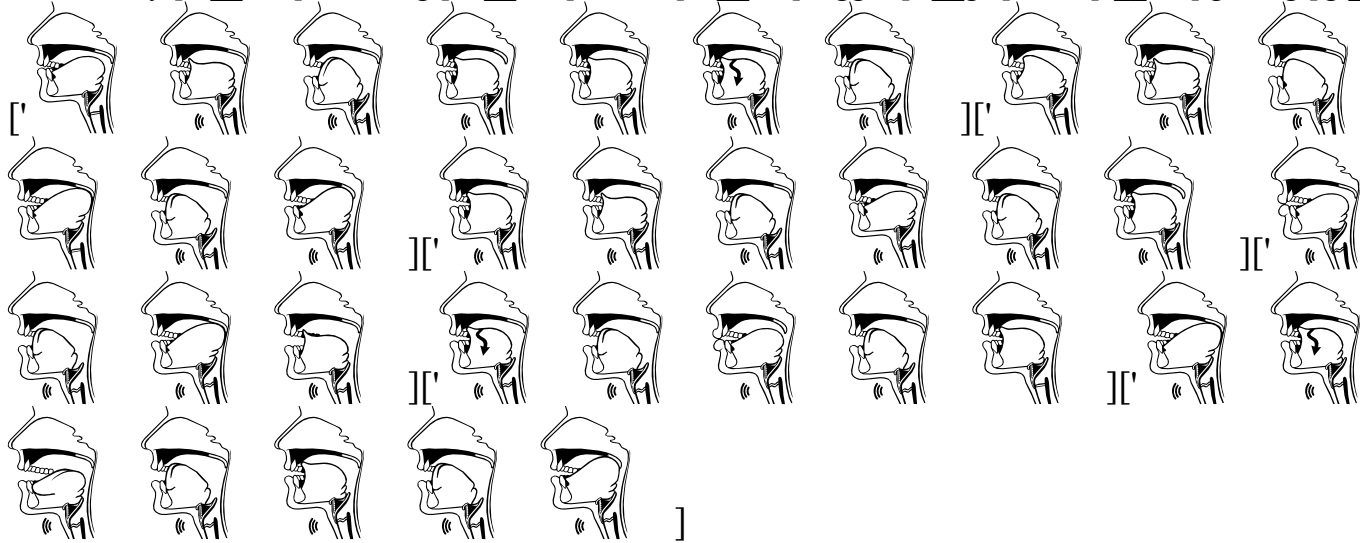
#8 cynic ['s\_\_nɪk] frying ['fr\_\_IN] glimmer ['gl\_\_mR] finish ['f\_\_nɪS] minor ['m\_\_nR] briefing ['br\_\_fɪN]



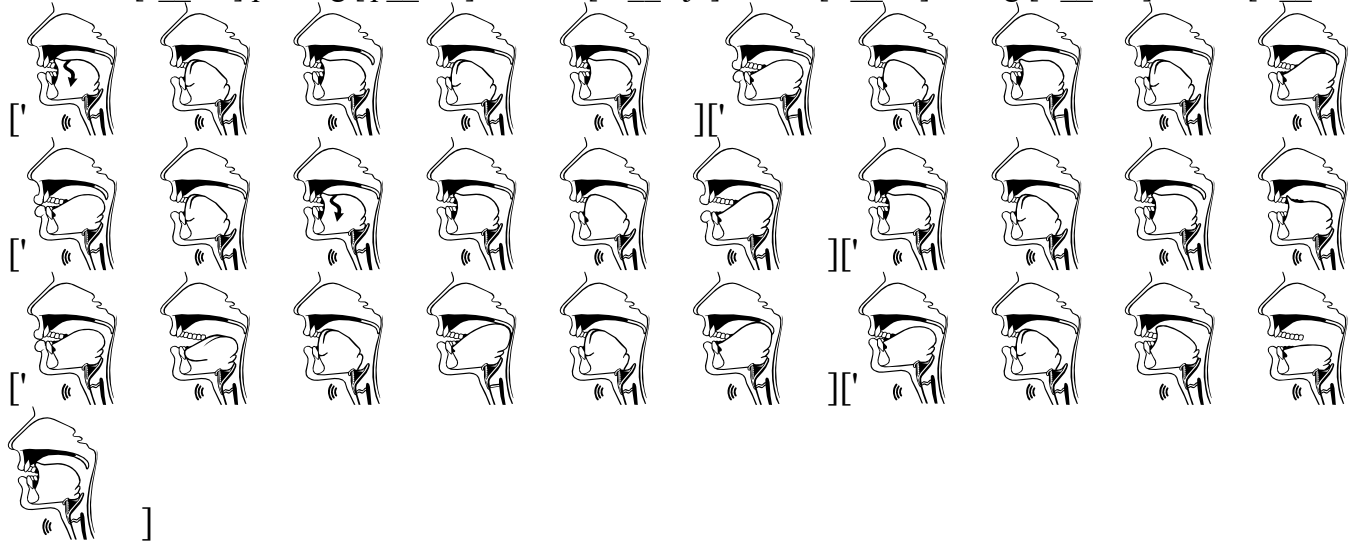
#9 vigil ['v\_dZUI] fiendish ['f\_ndIS] lining ['l\_nIN] civic ['s\_vIk] history ['h\_stORI] cinder ['s\_ndR]



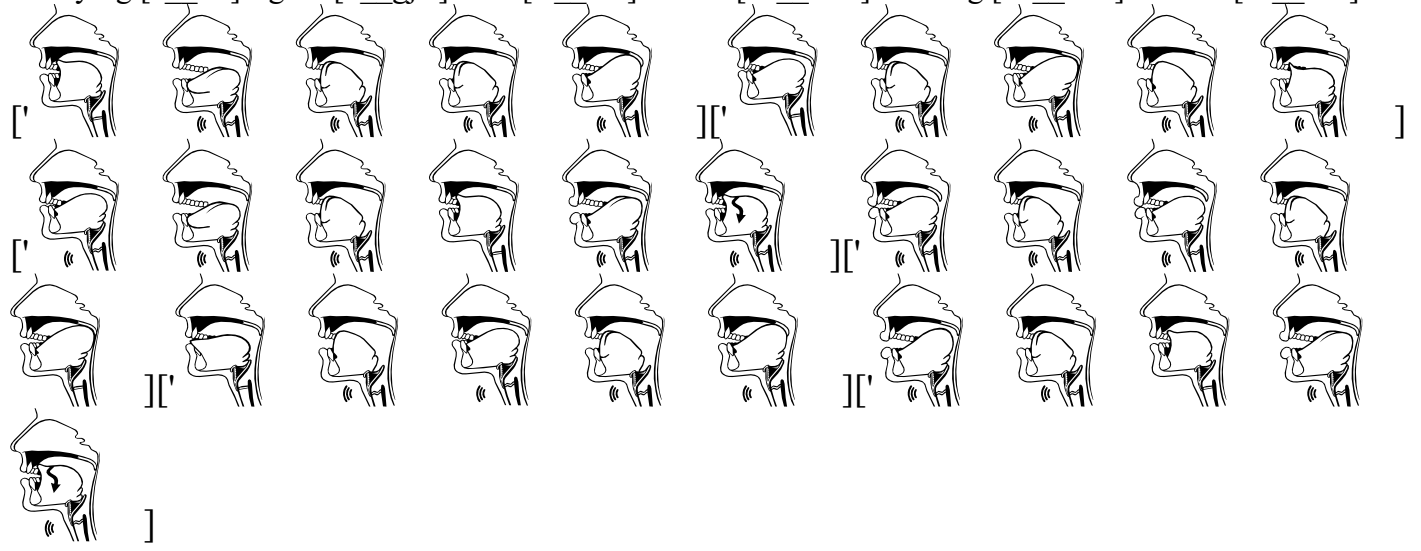
#10 friendly ['fr\_ndII] shrieking ['Sr\_kIN] driven ['dr\_vIn] bigger ['b\_gR] limit ['l\_mIt] gliding ['gl\_dIN]



#11 linen ['l\_nIn] piecing ['p\_sIN] mildew ['m\_ldju] dinner ['d\_nR] biking ['b\_kIN] vision ['v\_Zxn]



#12 tying [ˈtɪɪŋ] figure [ˈfɪɡjR] vital [ˈvɪtɪl] mimic [ˈmɪmɪk] thieving [ˈθiːvɪŋ] whistle [ˈwɪsəl]



# ANSWER KEY

## Unit 1A

**Group exercise**

violets	['vAIxlIts]
mighty	['mAItI]
crying	['krAIIN]
diner	['dAIInR]
glittering	['glItRIN]
finding	['fAIIndIN]
ivory	['?AIvORI]
sister	['sIstR]
wildcard	['wAIldkArd]

**#1**

spider	['spAIIdR]
lightning	['lAItnIN]
trial	['trAIU]
dynasties	['dAIInxstIz]
kindly	['kAIIndII]
ringing	['rININ]
silly	['sIII]

**#4**

whisper	['wIspR]
quietly	['kwAIItII]
winning	['wInIN]
lighted	['lAIItId]
childish	['tSAIIdIS]
tyrants	['tAIRants]
smiling	['smAIIN]

**#7**

liar	['lAIR]
brighten	['brAIItIn]
tyrant	['tAIRant]
fifty	['fIftI]
wiser	['wAIzR]
signing	['sAIInIN]
middle	['mIdU]

**#10**

lighter	['lAIItR]
science	['sAIIns]
dying	['dAIIN]
kinder	['kAIIndR]
swinging	['swININ]
pilot	['pAIIt]
bitter	['bItR]

**#2**

higher	['hAIR]
willing	['wIIIN]
rises	['rAIzEz]
childhood	['tSAIldhUd]
pious	['pAIxs]
thinking	['thINkIN]
cycles	['sAIkUlz]

**#5**

minded	['mAIIndId]
diet	['dAIIt]
spying	['spAIIN]
lilac	['lAIlak]
silvery	['sIlvRI]
kissing	['kIsIN]
tightly	['tAIItII]

**#8**

written	['rItIn]
kindness	['kAIIndnEs]
highway	['hAIwEI]
silken	['sIlkIn]
eyesight	['?AIsAIIt]
triumphs	['trAIxmfs]
striving	['strAIvIN]

**#11**

drinking	['drINkIN]
client	['klAIEnt]
wildly	['wAIldII]
spices	['spAIIsEz]
byway	['bAIwEI]
sinner	['sInR]
fighting	['fAIItIN]

**#3**

riding	['rAIIdIN]
blindness	['blAIIndnEs]
piety	['pAIItI]
sitting	['sItIN]
frightened	['frAIItInd]
eyeing	['?AIIN]
linger	['lINgR]

**#6**

sighing	['sAIIN]
lioness	['lAIxnEs]
milder	['mAIldR]
slyly	['slAIII]
hiding	['hAIIdIN]
winter	['wIntR]
chilly	['tSIII]

**#9**

lying	['lAIIN]
innocent	['?InxsEnt]
tiny	['tAIIn]
winding	['wAIIndIN]
swiftly	['swIftII]
dial	['dAIUI]
nightly	['nAIItII]

**#12**

singer	['sINR]
riot	['rAIxt]
brightness	['brAItnEs]
trying	['trAIIN]
wilder	['wAIldR]
ivy	['?AIvI]
filling	['fIIIN]

## Unit 1B

## Group exercise

friendship	['frEndSIp]
pilgrim	['pIlgrIm]
visit	['vIzIt]
tiger	['tAIgR]
yielding	['jildIN]
lily	['lIII]

## #1

vivid	['vIvId]
grievous	['grivxs]
riddle	['rIdU]
city	['sItI]
timing	['tAIImIN]
children	['tSIldrIn]

## #4

flying	['flAIIN]
liquid	['lIkwid]
hilly	['hIII]
cider	['sAIIdR]
grieving	['grivIN]
minute	['mInxt]

## #7

missing	['mIsIN]
risen	['rlzIn]
diesel	['dizU]
timid	['tImId]
building	['bIldIN]
fiber	['fAIbR]

## #10

friendly	['frEndII]
shrieking	['SrikIN]
driven	['drIvIn]
bigger	['bIgr]
limit	['lImIt]
gliding	['glAIIdIN]

## #2

trio	['trIoU]
river	['rIvR]
shielding	['SIldIN]
clinic	['klInIk]
fifteen	['fIfIn]
icy	['?AIsI]

## #5

critic	['krItIk]
fielder	['fIldR]
pity	['pItI]
island	['?AIlxnd]
mister	['mIstR]
sliding	['slAIIdIN]

## #8

cynic	['sInIk]
frying	['frAIIN]
glimmer	['glImR]
finish	['fInIS]
minor	['mAIInR]
briefing	['brIfIN]

## #11

linen	['lInIn]
piecing	['pIsIN]
mildew	['mIldju]
dinner	['dInR]
biking	['bAIkIN]
vision	['vIZxn]

## #3

priestly	['prIstII]
wilderness	['wIldRnEs]
slipper	['sIIpR]
dining	['dAIInIN]
rigid	['rIdZId]
given	['gIvIn]

## #6

rider	['rAIIdR]
digit	['dIdZIt]
living	['lIvIN]
window	['wIndoU]
gifted	['gIfId]
thievery	['thIvRI]

## #9

vigil	['vIdZU]
fiendish	['fIndIS]
lining	['lAIInIN]
civic	['sIvIk]
history	['hIstORI]
cinder	['sIndR]

## #12

tying	['tAIIN]
figure	['flgJR]
vital	['vAIItU]
mimic	['mImIk]
thieving	['thIvIN]
whistle	['wIsU]

# BIBLIOGRAPHY

**Bibliography**

Marshall, Madeleine. *The Singer's Manual of English Diction*. New York: G. Schirmer, Inc., 1953.

Montgomery, Cheri. *A Sketchbook Atlas of the Vocal Tract*. Nashville, TN: S.T.M. Publishers, 2025.

Ross, W. M. T. *Voice Culture and Elocution*. New York: The Baker & Taylor Co., 1890.